

# PRICE BOOK 2024

INCLUDING PRODUCT OVERVIEW



Version: 1.1 US / Item no.: 00230-3-149

**YOUR WORLD MARKET LEADER  
FOR COVER CROP SEEDERS**

**AMBITION. PASSION. VISION.**



# TABLE OF CONTENTS

<b>Delivery and payment terms</b> .....	<b>04</b>	<b>Grassland Harrow GS</b> .....	<b>66</b>
<b>Statement from Jürgen Schöls, CEO</b> .....	<b>05</b>	GS 300 M1 / GS 600 M1 .....	66
<b>Small Seed Spreader KS</b> .....	<b>08</b>	<b>Grassland Pro Harrow GP</b> .....	<b>68</b>
KS 40 M2 .....	08	GP 300 M1 .....	68
<b>Single Disc Spreader ES</b> .....	<b>10</b>	<b>Grassland Pro Harrow GP</b> .....	<b>70</b>
ES 100 M1 Classic .....	10	GP 600 M2 / GP 750 M2 .....	70
<b>Multi-Metering System MD</b> .....	<b>12</b>	<b>Grassland Combi GK</b> .....	<b>72</b>
MDD 40 M1 / MDD 100 M1 .....	12	GK 250 M1 / GK 300 M1 .....	72
MDP 40 M1 / MDP 100 M1 .....	14	GK 400 M1 .....	74
MDG 40 M1 / MDG 100 M1 .....	16	<b>Meadow Harrow WS</b> .....	<b>76</b>
MDC 40 M1 .....	18	WS 250 M1 / WS 300 M1 .....	76
<b>Pneumatic Seeders PS</b> .....	<b>22</b>	<b>Grassland Roller GW</b> .....	<b>78</b>
PS 120 M1 / PS 200 M1 / PS 300 M1 .....	22	GW 250 M1 / GW 300 M1 / GW 400 M1 .....	78
PS 500 M2 .....	24	<b>Tined Weeder AS</b> .....	<b>80</b>
PS 800 M1 .....	26	AS 300 M1 / AS 600 M1 / AS 900 M1 rigid .....	80
PS 1600 M1 (standalone) .....	28	AS 900 M1 / AS 1200 M1 scissors folding .....	82
<b>Pneumatic Seeders PS with Implement Carrier</b> ..	<b>30</b>	<b>Configurations</b> .....	<b>84</b>
PS 1600 M1 + MT2 M1 .....	30	AS 600 M1 / AS 900 M1 rigid .....	84
<b>Pneumatic Seeders PS</b> .....	<b>32</b>	AS 900 M1 / AS 1200 M1 scissors folding .....	86
XD 4200 M1 .....	32	<b>Tined Weeder Pro VS</b> .....	<b>88</b>
<b>Pneumatic Seeders Fertilizer Edition PS D</b> .....	<b>34</b>	VS 150 M1 / VS 300 M1 / VS 470 M1 / VS 600 M1 /	
PS 120 M1 D / PS 200 M1 D / PS 300 M1 D .....	34	VS 750 M1 / VS 900 M1 / VS 1200 M1 .....	88
PS 500 M2 D .....	36	<b>Accessories for VS 150 M1 &amp; VS 300 M1</b> .....	<b>90</b>
PS 800 M1 D .....	38	<b>Accessories for VS 470 M1–VS 1200 M1</b> .....	<b>94</b>
<b>Pneumatic Seeder TWIN</b> .....	<b>40</b>	<b>Snow and Ice Removal</b>	
PS 300 M1 D TWIN .....	40	<b>Spreader WD</b> .....	<b>98</b>
<b>Pneumatic Seeders for special applications</b> .....	<b>42</b>	WD 40 M2 .....	98
Doubling of outlets to 9–16 or 32 outlets .....	42	UDW 100 M1 / UDW 250 M1 .....	100
<b>Conversion kits for special applications</b> .....	<b>43</b>	<b>Kit for soil testing</b> .....	<b>102</b>
<b>Distribution Head</b> .....	<b>44</b>	Soil Check SC Full Edition .....	102
12 / 24 / 32 / 36 / 48 outlets .....	44	<b>Liquid Fertilizer LF</b> .....	<b>104</b>
Step by step guide .....	46	LF 600 M1 .....	104
<b>Seeding shafts for Pneumatic Seeders</b> .....	<b>48</b>	<b>APV Worldwide</b> .....	<b>106</b>
<b>Standard PS series</b> .....	<b>49</b>		
<b>PS Fertilizer Edition and TWIN-PS</b> .....	<b>50</b>		
<b>PS for special applications</b> .....	<b>51</b>		
<b>Control Boxes</b> .....	<b>52</b>		
Control Box 5.2 .....	52		
Control Box 6.2 .....	53		
Control Box 1.2 .....	54		
Control box 5.7 .....	55		
ISOBUS M2 .....	56		
<b>Sensors with Control Boxes 5.2, 6.2, 5.7 &amp;</b>			
<b>ISOBUS M2</b> .....	<b>58</b>		
<b>General accessories for PS and MD</b> .....	<b>61</b>		
<b>Accessories for PS</b> .....	<b>63</b>		

## IMPRINT

APV Technische Produkte GmbH  
Managing Directors: Ing. Jürgen Schöls (CEO), Markus Alschner (CFO), Karl Heinz Steindl (COO),  
Birgit Schöls (CHRO)  
ZENTRALE, Dallein 15, 3753 Hötzelsdorf, Austria, office@apv.at, www.apv.at,  
VAT ID no.: ATU 5067 1107

Editorial staff: employees of the Sales, Sales Promotion, Technology, Product Group Management, Customer  
Service & Marketing departments  
Photo credits: © APV; © Christian Postl;  
See the legal notice on our website [www.apv.at/impressum](http://www.apv.at/impressum)

All technical data provided without guarantee, errors and omissions excepted!!  
All figures are to be considered as symbolic photos.  
Gender Disclaimer: All references to persons must be regarded as gender-neutral.


# DELIVERY AND PAYMENT TERMS

With the publication of this price list, all previous price lists and price quotations lose their validity. The prices are net prices excluding sales tax. All prices are in US Dollars; non-binding, and less freight from the U.S. based APV distribution center. Freight and fees from the U.S. based distribution center to the final destination will be invoiced at the actual rate.

### TERMS & CONDITIONS

We sell and collaborate exclusively in accordance with the APV T&C (Terms & Conditions) as amended. The complete version can be found online at <https://en.apv.at/general-terms-and-conditions>. The respective specified weights comprise the implement including the parts specified in the standard scope of delivery, however, the packaging is not included.

Our technicians are continuously working on improving our implements. For this reason, we reserve the right to make changes and improvements as we deem necessary. This is not associated with an obligation to extend these improvements on previously delivered implements. All technical specifications and figures are non-binding, we reserve the right to make modifications to the design.



### WARRANTY ACTIVATION

Since 01/01/2021, the mandatory warranty activation must be performed for APV. Every APV implement – from the Disc Spreader to the Tined Weeder – must be registered shortly after delivery. The registration activates the claim for warranty services and APV can guarantee the best service. You as our sales partner ensure seamless acquisition of the data and activation of the warranty. In this way, we can also meet the increasing customer demands together. The fastest and easiest way to do this is online at <https://www.apv.at/service/garantie>.

### WARRANTY POLICY

The warranty policy defined by APV is applicable. Warranty claims will only be recognised after prior consultation with our Customer Service department.

### TECHNICAL PROVISIONS

For the operation of all APV implements, the users themselves are responsible for complying with the road traffic regulations applicable in their country. APV does not assume liability for the assembly and mounting of the spreaders or seeders.

### SALE ON APPROVAL

The field test provides an opportunity to test the sold implement on the purchaser's farmland. The prerequisites are a signed, legally binding, written purchase contract and approval from APV for the field test. The field test must begin immediately after commencement of the possible operating period. The test may not last more than 1 day and must include only a portion of the work to be performed. The field test must be performed in the presence of an APV factory representative. If the implement functions in a satisfactory manner, it shall be deemed as accepted and the terms and conditions agreed in the purchase contract shall apply. The purchaser has the right to not accept the implement, if proof can be provided that the implement did not perform satisfactory work during operation. In this case, the implement must be immediately shut down in a clean condition for return transport. The field test is always free of charge. Costs for the field test are incurred if the customer withdraws from the purchase. In this case, the return freight (defined by the APV order center) and 3% of the machine's list price must be paid to compensate for the loss in value.

ITEM NO.	SERVICE
00300-3-068	Sale on approval

# STATEMENT FROM JÜRGEN SCHÖLS, CEO

## GROWING SINCE 1997

Jürgen Schöls is an agriculturalist at heart. In 1997, the passionate farmer and inventor built his first machine, a spreader. Ever since, he has been developing agricultural equipment "for professionals, by professionals". Jürgen Schöls, himself a Demeter-certified farmer, develops each implement in a fruitful exchange with users, before it is professionally refined by the design department. As an innovative company, APV wants to play

an important role on the market. Together with customers, APV is continuously refining its products. At the Dallein site in Lower Austria, approximately 170 employees make a significant contribution towards preserving the environment and improving cultivation and soil tillage. APV safeguards jobs and strives for economic success and growth.



## GROWTH KNOWS NO LIMITS

The APV team's drive for success remains unbroken, which is why the company is present on the international market today. There are APV locations and sales subsidiaries in Poland, Romania, Russia, Germany, Turkey,

Brazil and the US. Our network of APV contract partners in more than 50 countries ensures that our customers enjoy the highest level of service competence.





# SMALL SEED SPREADER KS

KS 40 M2

Thanks to its low weight and compact design, the KS 40 M2 is exceptionally versatile. It is the perfect implement for smaller agricultural operations for spreading grass seeds, cover crops and slug pellets across small working widths.

## TECHNICAL DATA

	KS 40 M2
Working width	3 - 40 ft (1-12m)
Dimensions in inches (H x W x D)	24 x 18 x 24 (60x45x60cm)
Seed hopper	Plastic hopper with 1.4 cu ft / 1 U.S.bsh. (40l) volume
Net weight	42 lbs (19 kg)
Power data	12 V / 25 A

## STANDARD SCOPE OF DELIVERY

- Electric Control Box 2.10 with mounting bracket for installation in the driver's cab
- Complete spreader with electrically driven spreading disc and adjustable throwing vanes
- 1 deflector
- Top link mounting and counter plate
- 10 ft (3m) cable for the power supply from the battery to the Control Box, 20 ft (6m) cable from the spreader to the Control Box



## ADVANTAGES

- High-quality Control Box (speed (rpm) measurement and control, monitoring)
- Automatic start for firmly tapped spreading material
- Easy adjustment of the working width from the driver's seat
- Versatile mounting options
- Practical and compact spreader

ITEM NO.		SMALL SEED SPREADER	
01001-1-001	KS 40 M2	\$	1,603.00

ITEM NO.		ACCESSORIES	
00300-2-107	Towing hitch mounting kit	\$	500.00
00300-1-001	Tail-gate mounting bracket	\$	456.00
00300-2-022	Height-adjustable quad (ATV) bracket mounting kit	\$	697.00
00300-2-135	Quad (ATV) bracket mounting kit	\$	519.00
00410-2-190	ES SS extension cable 16.4 ft (5m)	\$	114.00
00300-1-089	Implement triangle bracket	\$	351.00

ITEM NO.	MOUNTING OPTIONS SPREADER WITH BRACKETS	KS 40	ES 100 Classic	MD 40	MD 100	WD 40	UDW 100	UDW 250
00300-2-107	Towing hitch mounting kit <sup>1</sup>	x	x	x	x	x	x	---
00300-1-001	Tail-gate mounting bracket	x	x	x	x	x	x	---
00300-2-022	Height-adjustable quad (ATV) bracket mounting kit	x	x	x	x	x	x	---
00300-2-135	Quad (ATV) bracket mounting kit	x	x	x	x	x	x	---
00300-1-089	Implement triangle bracket	x	x	x	x	x	x	---

x Possible

--- Not possible

<sup>1</sup> Observe the trailer drawbar load for your carrier vehicle!

# SINGLE DISC SPREADER ES

## ES 100 M1 CLASSIC

The ES 100 M1 Classic is suitable for spreading cover crops (e.g. white mustard), grass seeds, nurse crops, slug pellets and similar granulates. The working width can be adjusted for the specific requirements from the driver's seat using the Control Box. The seeding rate can be quickly and easily adjusted using a metering slider on the implement.

### TECHNICAL DATA

	ES 100 M1 Classic
Working width	6 - 78 ft (2-24 m) <sup>1</sup>
Dimensions in inches (H x W x D)	35 x 22 x 24 (90x55x60cm)
Seed hopper	Plastic hopper with 3.5 cu ft / 2.9 U.S.bsh. (105l) volume
Net weight	64 lbs (29 kg)
Power data	12 V / 25 A

### STANDARD SCOPE OF DELIVERY

- Electric Control Box 2.10 with mounting bracket for installation in the driver's cab
- Complete spreader with electrically driven spreading disc and adjustable throwing vanes
- 3 deflectors to finely adjust the lateral distribution
- Top link mounting and counter plate
- 10 ft (3m) cable for the power supply from the battery to the Control Box, 20 ft (6m) cable from the spreader to the Control Box



### ADVANTAGES

- Achieve precise seed distribution, even with small working widths, thanks to the large adjustment range of the throwing vanes and the straight spreading disc.
- High-quality Control Box (speed (rpm) measurement and control, monitoring)
- Automatic start for firmly tapped spreading material
- Hopper discharge port
- Easy adjustment of the working width from the driver's seat
- Versatile mounting options

ITEM NO.	SINGLE DISC SPREADER		
----------	----------------------	--	--

02008-1-001	ES 100 M1 Classic	\$	2,334.00
-------------	-------------------	----	----------

ITEM NO.	ACCESSORIES		
----------	-------------	--	--

02001-1-103	Precision dispersion plate 3 - 13 ft (1- 4 m) working width	\$	301.00
02000-2-004	Calibration bag with scale <sup>1</sup> accessories kit for ES	\$	146.00
00300-2-107	Towing hitch mounting kit	\$	500.00
00300-1-001	Tail-gate mounting bracket	\$	456.00
00300-2-022	Height-adjustable quad (ATV) bracket mounting kit	\$	697.00
00300-2-135	Quad (ATV) bracket mounting kit	\$	519.00
00410-2-190	ES SS extension cable 16.4 ft (5m)	\$	114.00
00300-1-089	Implement triangle bracket	\$	351.00

ITEM NO.	MOUNTING OPTIONS SPREADER WITH BRACKETS	KS 40	ES 100 Classic	MD 40	MD 100	WD 40	UDW 100	UDW 250
----------	--	----------	-------------------	----------	-----------	----------	------------	------------

00300-2-107	Towing hitch mounting kit <sup>2,3</sup>	x	x	x	x	x	x	---
00300-1-001	Tail-gate mounting bracket	x	x	x	x	x	x	---
00300-2-022	Height-adjustable quad (ATV) bracket mounting kit	x	x	x	x	x	x	---
00300-2-135	Quad (ATV) bracket mounting kit	x	x	x	x	x	x	---
00300-1-089	Implement triangle bracket	x	x	x	x	x	x	---

- x Possible  
--- Not possible

<sup>1</sup> The calibration bag can only be used in combination with the safety bar fastened onto the spreader.

<sup>2</sup> Observe the trailer drawbar load for your carrier vehicle!

<sup>3</sup> Hoppers with a volume of 100 l may only be filled with 70 kg of spreading material.

### WITH SPREADING PLATE

	MDD 40 M1	MDD 100 M1
Working width	Up to 92 ft (28m) (with "Metarex" slug pellets) <sup>1</sup>	
Max. spread rate	Up to 11 lbs/min (5kg/min) (depending on the seed)	
Dimensions in inches (H x W x D)	33 x 22 x 24 (83x55x60cm)	41 x 22 x 24 (105x55x60cm)
Seed hopper	Plastic hopper with 1.4 cu ft / 1 U.S.bsh. (40l) volume	Plastic hopper with 3.5 cu ft / 2.9 U.S.bsh. (105l) volume
Net weight	62 lbs (28 kg)	66 lbs (30 kg)
Power data	12 V / 25 A	

- The best lateral distribution of slug pellets among Single Disc Spreaders on the market.
- Ground speed-related seed rate application & headland management<sup>1</sup> (with sensors)
- Easy calibration test (with the spreading plate stationary and folded)
- Can be converted to MDP or MDG

⚠ You need a suitable Control Box:

ITEM NO.	ACCESSORIES		
02001-1-103	Precision dispersion plate 3 - 13 ft (1-4m) working width	\$	301.00
11000-2-060	Fill level sensor accessories kit	\$	316.00
00410-2-185	Calibration button <sup>1</sup>	\$	166.00
00410-2-148	Extension cable PS MX 6.6 ft (2m)	\$	208.00
00410-2-149	Extension cable PS MX 16.4 ft (5m)	\$	280.00
11000-2-067	Switch accessories kit MDD – MDP	\$	229.00
00410-2-022	Tractor cable set 26 ft (8m)	\$	446.00
00300-1-089	Implement triangle bracket	\$	351.00

ITEM NO.	MODULAR IMPLEMENT EXTENSIONS		
11000-2-002	2 outlets accessories kit (on MDP and MDG)	\$	444.00
11000-2-006	6 outlets accessories kit (on MDP)	\$	625.00
11000-2-007	Electric fan accessories kit (on MDP)	\$	518.00

- Complete spreader with hopper, metering unit, frame and spreading plate unit
- Point of impact adjustment
- Top link mounting and counter plate
- Calibration bag
- Seed wheel set for 2 seeding shafts (Flex 20, fine and fine-blind seed wheels)
- 20 ft (6m) cable from the spreader to the Control Box

⚠ Mounting options for Multi-Metering System, see page 11

You can find additional accessories for the Multi-Metering System and the speed sensors<sup>2</sup> on pages 58–63.

# MULTI-METERING SYSTEM MD

## MDP 40 M1 / MDP 100 M1

### WITH FAN



In terms of the applications and functions, the Multi-Metering Systems in the MDP series are similar to the Pneumatic Seeders in the PS series. Thanks to the compact design and the diverse mounting possibilities, this type covers a large range of applications. The MDP is perfectly suited for spreading all common types of fine seeds, seed mixtures and slug pellets as well as for new seeding or reseeding of grassland. The MDP can be used several times a year in a variety of applications thanks to its versatile mounting options and ease of attachment and conversion to different soil tillage implements.

TECHNICAL DATA

	MDP 40 M1	MDP 100 M1
Working width	up to 15 ft (4.5m) (6 outlets)	
Max. spread rate	up to 11 lbs/min (5kg/min) (depending on the seed and mounting)	
Dimensions in inches (H x W x D)	33 x 22 x 24 (83x55x60cm)	41 x 22 x 24 (105x55x60cm)
Seed hopper	Plastic hopper with 1.4 cu ft / 1 U.S.bsh. (40l) volume	Plastic hopper with 3.5 cu ft / 2.9 U.S.bsh. (105l) volume
Net weight	62 lbs (28 kg)	66 lbs (30 kg)
Power data	12 V / 25 A	

⚠ This seeder (MDP in the standard version with 6 outlets) is not suitable for large seeds such as field beans, spelt wheat ...  
The spreader is not suitable for corrosive (fertilising) agents.

⚠ Now available with Isobus!

STANDARD SCOPE OF DELIVERY

- Complete seeder with hopper, metering unit, frame and fan
- Top link mounting and counter plate
- Calibration bag
- 6 dispersion plates, 3 hexagonal bars à 4 ft & 82 ft (1.2m & 25m) of hose
- Seed wheel set for 2 seeding shafts (Flex 20, fine and fine-blind seed wheels)
- 20 ft (6m) cable from the spreader to the Control Box

ADVANTAGES

- Precise lateral distribution thanks to individual seed wheels for each outlet
- Ground speed-related seed rate application & headland management<sup>1</sup> (with sensors)
- Wind-independent and precise spreading of the seed
- Easy calibration test
- Stainless steel metering unit
- Can be converted to MDD or MDG

ITEM NO.		MULTI-METERING SYSTEM	
11001-6-034	MDP 40 M1	\$	2,733.00
11002-6-052	MDP 100 M1	\$	3,177.00

⚠ You need a suitable Control Box:

ITEM NO.		CONTROL BOXES <sup>2</sup>	
00300-2-201	Control Box 1.2 (accessories kit)	\$	940.00
00300-2-042	Control Box 5.2 (accessories kit)	\$	1,847.00
Configuration upon request	Isobus M2 for MDP (accessories kit)	\$	3,034.00

ITEM NO.		ACCESSORIES	
11000-2-060	Fill level sensor accessories kit	\$	316.00
00410-2-185	Calibration button <sup>1</sup>	\$	166.00
00410-2-148	Extension cable PS MX 6.6 ft (2m)	\$	208.00
00410-2-149	Extension cable PS MX 16.4 ft (5m)	\$	280.00
11000-2-067	Switch accessories kit MDD – MDP	\$	229.00
00410-2-022	Tractor cable set 26 ft (8m)	\$	446.00

ITEM NO.		MODULAR IMPLEMENT EXTENSIONS	
11000-2-123	Disc Spreader accessories kit (on MDD)	\$	625.00
11000-2-002	2 outlets accessories kit (on MDP and MDG)	\$	444.00

⚠ 2 pieces MDP combined with Isobus M2 on request!

⚠ Mounting options for Multi-Metering System, see page 11

You can find additional accessories for the Multi-Metering System and the speed sensors<sup>2</sup> on pages 58–63.

<sup>1</sup> Cannot be used with Control Box 1.2  
<sup>2</sup> You can find details on the functions of the various Control Boxes on pages 52-56.

## MDG 40 M1 / MDG 100 M1

## AIRLESS, WITHOUT FAN



	MDG 40 M1	MDG 100 M1
Max. spread rate	up to 17 lbs/min (7.5kg/min) (depending on the seed/granulate), 2 outlets	
Dimensions in inches (H x W x D)	33 x 22 x 24 (83x55x60cm)	41 x 22 x 24 (105x55x60cm)
Hopper	Plastic hopper with 1.4 cu ft / 1 U.S.bsh. (40l) volume	Plastic hopper with 3.5 cu ft / 2.9 U.S.bsh. (105l) volume
Net weight	49 lbs (22kg)	53 lbs (24kg)
Power data	12 V / 10 A	

**⚠ Now available with Isobus!**

- Complete seeder with hopper, metering unit and frame
- Top link mounting and counter plate
- Calibration bag
- 2 dispersion plates, 1 hexagonal bar à 4 ft & 82 ft (1.2m & 25m) of hose
- Seed wheel set for 2 seeding shafts (Flex 20, fine and fine-blind seed wheels)
- 20 ft (6m) cable from the spreader to the Control Box

- Precise lateral distribution thanks to individual seed wheels for each outlet
- Ground speed-related seed rate application & headland management<sup>1</sup> (with sensors)
- Easy calibration test
- Stainless steel metering unit
- Can be converted to MDD or MDP

⚠ You need a suitable Control Box:

ITEM NO.	ACCESSORIES		
11000-2-060	Fill level sensor accessories kit	\$	316.0
00410-2-185	Calibration button <sup>1</sup>	\$	166.0
00410-2-148	Extension cable PS MX 6.6 ft (2m)	\$	208.0
00410-2-149	Extension cable PS MX 16.4 ft (5m)	\$	280.0
00410-2-022	Tractor cable set 26 ft (8m)	\$	446.0

⚠ 2 pieces MDG combined with Isobus M2 on request!

You can find additional accessories for the Multi-Metering System and the speed sensors<sup>2</sup> on pages 58–63.

<sup>1</sup> Cannot be used with Control Box 1.2

<sup>2</sup> You can find details on the functions of the various Control Boxes on pages 52-56.

**MDC 40 M1**

## AIRLESS, FOR CHEMICALS

## TECHNICAL DATA

	MDC 40 M1
Max. spread rate	up to 17 lbs/min (7.5kg/min) (depending on the seed/granulate), 2 outlets
Dimensions in inches (H x W x D)	33 x 19 x 24 (83x47x60cm)
Hopper	Plastic hopper with 1.4 cu ft / 1 U.S.bsh. (40l) volume
Net weight	49 lbs (22kg)
Power data	12 V / 10 A

**⚠ Now available with Isobus!**

- Complete seeder with hopper, metering unit and frame
- Sure-fill adapter mounted in the hopper lid
- Top link mounting and counter plate
- Calibration bag
- 2 fishtail units incl. 2 hinged bolt clamps and 16.4 ft (5m) of hose
- Seed wheel set for 2 seeding shafts (Flex 20, fine and fine-blind seed wheels)
- 20 ft (6m) cable from the spreader to the Control Box



- Approved by the Julius Kühn Institute!
- Sealed spreader for safe spreading of your granulated crop protection products
- Ground speed-related seed rate application & headland management<sup>1</sup> (with sensors)
- Easy calibration test

ITEM NO.		MULTI-METERING SYSTEM	
11001-1-005	MDC 40 M1	\$	2,334.00
11001-1-008	MDC with Isobus M2	\$	4,652.00
11001-1-011	Set of 2 MDC incl. ISOBUS M2 (for 4-row application)	\$	7,867.00

ITEM NO.	CONTROL BOXES FOR 2-ROW APPLICATION <sup>2</sup>		
00300-2-201	Control Box 1.2 (accessories kit)	\$	940.00
00300-2-042	Control Box 5.2 (accessories kit)	\$	1,847.00
Configuration upon request	Isobus M2 for 1 piece MDC (accessories kit)	\$	2,183.00

ITEM NO.	CONTROL BOXES FOR 4-ROW APPLICATION <sup>2, 3</sup>		
00300-2-362	Control Box 5.7 (accessories kit)	\$	2,344.00
00410-2-164	PS 2 MX MCP adapter (for controlling 2 MDC)	\$	462.00
Configuration upon request	Isobus M2 for 2 pieces MDC (accessories kit)	\$	2,928.00

ITEM NO.	ACCESSORIES		
11000-2-060	Fill level sensor accessories kit	\$	316.00
00410-2-185	Calibration button <sup>1</sup>	\$	166.00
00410-2-148	Extension cable PS MX 6.6 ft (2m)	\$	208.00
00410-2-149	Extension cable PS MX 16.4 ft (5m)	\$	280.00
00410-2-022	Tractor cable set 26 ft (8m)	\$	446.00
00410-2-209	Tractor cable set for Control Box 5.7 (16.4 ft (5m)) (power supply cable for additional towing vehicle)	\$	373.00

**MODULAR IMPLEMENT EXTENSION** – Please contact your APV sales representative for more information!

You can find additional accessories for the Multi-Metering System and the speed sensors<sup>2</sup> on pages 58–63.

<sup>2</sup> You can find details on the functions of the various Control Boxes on pages 52-56.

<sup>3</sup> For 4-row application, you require 2x MDC, one Control Box 5.7 or ISOBUS M2 and one adapter cable.

# WHAT IS THE RIGHT PNEUMATIC SEEDER FOR ME?

## OVERVIEW OF THE APV PS SERIES

- **Standard series:** PS 120 M1, PS 200 M1, PS 300 M1, PS 500 M2, PS 800 M1 and PS 1600 M1 (see pages 22–29)
- **Fertilizer Edition:** PS 120 M1 D, PS 200 M1 D, PS 300 M1 D, PS 500 M2 D and PS 800 M1 D (see pages 34–39); PS 300 M1 D TWIN (see page 40)
- **Special applications:** 9–16 outlets (PS 120 M1–PS 500 M2) or 32 outlets (PS 800 M1–PS 1600 M1) (see page 42)

## BASIC CONSIDERATIONS

- What do you want to spread with the Pneumatic Seeder? Please note that our PS units are suitable for versatile applications. Think about the future: If you might want to work with larger working widths or bigger and heavier seeds at a later time, a Pneumatic Seeder with a hydraulic fan instead of an electric fan would probably be more suitable for you.
- If you want to spread corrosive agents (fertilizers or micro granulates), use only Fertilizer Edition Pneumatic Seeders (these are fully corrosion-proof).

• **If equipped with a hydraulic fan, you need one single-acting control unit (size BG 3) and one pressureless return (without reduction, max. 5 bar return pressure) with a size 4 coupling (BG 4). Max. required pressure: 180 bar, max. required oil quantity: 38 l/min**

## SELECTION OF THE RIGHT FAN

Calculate the spread rate per minute and using this value, find out whether you need a Pneumatic Seeder with an electric, electric PLUS or hydraulic fan.<sup>1</sup>

**Seed Quantity (lbs/per acre) x Speed (mph) x Working Width (ft)**  
**495** = lbs/min

max. lbs/min (kg/min)	Up to 7.7 lbs/min (3.5 kg/min)	Up to 17.6 lbs/min (8 kg/min)	Up to 30.8 lbs/min (14 kg/min)	Up to 66 lbs/min (30 kg/min)
Suitable seeder	PS 120–500 with elec. fan	PS 120–500 with elec. fan <b>PLUS</b>	PS 200–500 with hydr. fan	PS 800–1600 with hydr. fan

## EXAMPLE

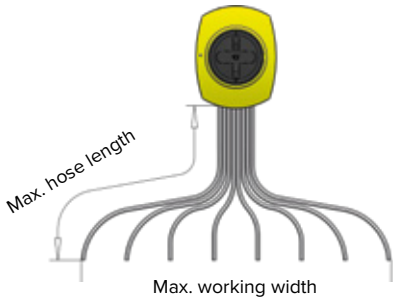
The Johnson family wants to spread 41 lbs of a cover crop mixture/per acre at a speed of 6 mph (10 km/h), the Pneumatic Seeder will be mounted on a 6 m cultivator.

Calculation: **20 ft x 6 mph x 41 lbs**  
**495** = **9.9 lbs/min**

With this result, the Johnson family could purchase a PS of the versions 200–500 with electric fan PLUS or hydraulic fan. The Johnson family does not have a pressureless return on their tractor. Therefore, the hydraulic fan is not possible. For this reason, the Johnson family chooses from the versions PS 200–500 with electric fan PLUS.

## SELECTION OF THE RIGHT HOSE LENGTH

Good spreading results depend on the hose lengths and proper hose laying. On hydraulic fans, connect the longest seed hoses starting on the gearbox motor side.



Max. hose length	13 ft (4m)	26 ft (8m)			33 ft (10m)	46 ft (14m)
max. working width	20 ft (6m)	20 ft (6m)	39 ft (12m)	39 ft (12m)	39 ft (12m)	39 - 79 ft (12-24m)
Suitable seeder	PS 120–500 With elec. fan	PS 200–500 With elec. fan <b>PLUS</b> or hydr. fan	PS 120–500 With elec. fan <b>PLUS</b> and Y-divider ( <b>fine seed</b> )	PS 200–500 With hydr. fan with Y-divider	PS 800–1600 With hydr. fan	PS 800–1600 With special equipment <sup>2</sup>

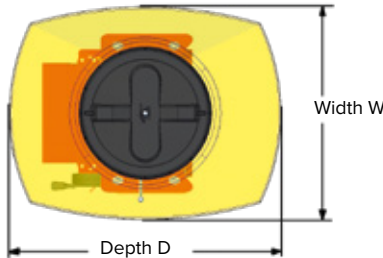
## SELECTION OF THE RIGHT HOPPER SIZE

Pneumatic Seeder with elec. fan / elec. fan PLUS / hydr. fan	Dimensions in inches (Height x Width x Depth)	Weight
PS 120 + elec. fan	35 x 24 x 31	99 lbs
PS 120 + elec. fan PLUS	35 x 24 x 34	117 lbs
PS 200 + elec. fan / PLUS	39 x 28 x 35	132 lbs / 150 lbs
PS 200 + hydr. fan	39 x 28 x 43	183 lbs
PS 300 + elec. fan / PLUS	43 x 31 x 39	154 lbs / 172 lbs
PS 300 + hydr. fan	43 x 31 x 45	205 lbs
PS 500 + elec. fan / PLUS	49 x 31 x 47	220 lbs / 238 lbs
PS 500 + hydr. fan	49 x 31 x 49	271 lbs
PS 800 + hydr. fan	49 x 39 x 67	551 lbs
PS 1600 + hydr. fan	65 x 43 x 87	1,036 lbs
PS 1600 + hydr. fan with MT2	89 x 87 x 59	1,764 lbs
PS 300 TWIN + elec. fan / PLUS	41 x 30 x 39	220 lbs / 238 lbs
PS 300 TWIN + hydr. fan	41 x 30 x 45	271 lbs

## OPTIMUM POSITIONING OF THE PS

Determine the optimum position of the PS on the soil tillage implement based on the following criteria:

- Short, sloping hoses
- Installation position and installation height of the dispersion plates (approx. 1.40 ft (40cm) over the worked soil, max. 2.50 ft (75cm) from dispersion plate centre to dispersion plate centre)
- Safe filling, calibrating, & changing seeding shafts
- Enough space when the implement will be folded (hopper!)
- Are the cables long enough? (Implement cable 20 ft (6m))
- Are the hydraulic hoses 20 ft (6m) long enough?



20 <sup>1</sup> A hydraulic fan must always be used for heavy seeds (beans, peas, wheat, fertilizer)!

<sup>2</sup> Please contact your sales representative!

# PNEUMATIC SEEDERS PS

PS 120 M1 / PS 200 M1 / PS 300 M1

The Pneumatic Seeders cover nearly every application in modern agriculture. Precise metering is achieved with a seeding shaft. Ground-level spreading via hoses and dispersion plates promises precise placement of cover crops, nurse crops, reseeding grass and much more. You can personally choose one of our Control Boxes that fits your needs.

## TECHNICAL DATA

	PS 120 M1	PS 200 M1	PS 300 M1
Working width	3 - 20 ft (1-6m) with electric double fan, 8 outlets 3 - 20 ft (1-6m) with electric fan <b>PLUS</b> , 8 outlets 3 - 20 ft (1-6m) with hydraulic fan, 8 outlets 3-40 ft (1-12m) with electric fan <b>PLUS</b> , 16 outlets (optional) 3-40 ft (1-12m) with hydraulic fan, 16 outlets (optional) (8 outlets with 8 Y-dividers (see page 62) or doubling pieces (see page 43) available as accessories) <b>NEW! Hydraulic PS can be combined with Distribution Head (s. page 44)</b>		
Dimensions	See page 21		
Seed hopper	Plastic hopper with 4.2 cu ft / 3.4 U.S.bsh. (120l) volume	Plastic hopper with 7 cu ft / 5.7 U.S.bsh. (200l) volume	Plastic hopper with 10.5 cu ft / 8.5 U.S.bsh. (300l) volume
Net weight	See page 21		
Power data for electric fan	12 V / 25 A		
Power data for elec. fan <b>PLUS</b>	Fan: 12 V / 40 A Seeding shaft drive: 12 V / 10 A		
Power data for hydraulic fan	max. required pressure: 180 bar max. required oil quantity: 10 US gpm (38l/min)		

⚠ If equipped with a hydraulic fan, you need one single-acting control unit (size BG 3) and one pressureless return (without reduction, **max. 5 bar return pressure**) with a size 4 coupling (BG 4).

⚠ The power supply for the electric fan PLUS comes directly from the battery. The cable set for this is supplied with the **electric fan PLUS**.  
**Make sure that the power of the alternator of the towing vehicle is sufficient.**

⚠ **Now available with Isobus!**

## STANDARD SCOPE OF DELIVERY

- Complete seeder with hose system (82 ft (25 m))
- Seeding shaft for fine seed, seeding shaft for coarse seed (for additional seed applications, see the seeding shafts on page 49)
- Agitator
- 20 ft (6m) cable from the seeder to the Control Box
- Calibration slide, counter plate, calibration bag, seed scale
- Fan monitoring with fan speed sensor for hydraulic fan
- 8 dispersion plates & 4 hexagonal bars à 4 ft (1.2m) (for dispersion plate installation)



## ADVANTAGES

- Easy operation with ISOBUS is possible
- Exact lateral distribution over the whole working width
- Precise spreading of the seed, independent of the wind
- Ground speed-related seed rate application & headland management<sup>1</sup> (with sensors)

ITEM NO.	PNEUMATIC SEEDERS		
04018-6-062	PS 120 M1 electric fan	\$	4,901.00
04018-6-215	PS 120 M1 electric fan PLUS <sup>2</sup>	\$	6,760.00
04001-6-102	PS 200 M1 electric fan	\$	5,503.00
04001-6-354	PS 200 M1 electric fan PLUS <sup>2</sup>	\$	7,363.00
04001-6-147	PS 200 M1 hydraulic fan	\$	9,561.00
04002-6-121	PS 300 M1 electric fan	\$	6,045.00
04002-6-430	PS 300 M1 electric fan PLUS <sup>2</sup>	\$	7,905.00
04002-6-218	PS 300 M1 hydraulic fan	\$	10,103.00

⚠ You need a suitable Control Box:

ITEM NO.	CONTROL BOXES <sup>3</sup>		
00300-2-201	Control Box 1.2 (accessories kit)	\$	940.00
00300-2-042	Control Box 5.2 (accessories kit)	\$	1,847.00
00300-2-214	Control Box 6.2 (accessories kit)	\$	3,219.00
Configuration upon request	ISOBUS M2 (accessories kit) electric fan	\$	3,034.00
Configuration upon request	ISOBUS M2 (accessories kit) electric fan PLUS	\$	2,183.00
Configuration upon request	ISOBUS M2 (accessories kit) hydraulic fan	\$	2,183.00

ITEM NO.	ACCESSORIES		
00410-2-185	Calibration button <sup>1</sup>	\$	166.00
04000-2-269	Fill level sensor conversion kit	\$	434.00
00410-2-148	Extension cable PS MX 6.6 ft (2m)	\$	208.00
00410-2-149	Extension cable PS MX 16.4 ft (5m)	\$	280.00
00410-2-150	Extension cable PS MX 46 ft (14m)	\$	420.00
04100-2-004	Power supply extension cable for fan PLUS (6.6 ft (2m))	\$	268.00
04100-2-002	Cable set for fan PLUS (for the power supply on another tractor)	\$	390.00
04000-2-114	Top link mounting kit PS 120 M1–PS 500 M2	\$	544.00

You can find additional accessories for Pneumatic Seeders and the speed sensors<sup>1</sup> on pages 58–64.

<sup>1</sup> Cannot be used with Control Box 1.2

<sup>2</sup> You need the most recent software version for the Control Box.

<sup>3</sup> You can find details on the functions of the various Control Boxes on pages 50-54.

# PNEUMATIC SEEDERS PS

## PS 500 M2

The PS 500 M2 is an excellent implement for farmers with large areas to be cultivated and for contractors, as it is suitable for combined use on various soil tillage implements. A fill level sensor is installed as a standard, which issues a warning in due time when the hopper is running empty.

### TECHNICAL DATA

	PS 500 M2
Working width	3 - 20 ft (1-6m) with electric double fan, 8 outlets 3 - 20 ft (1-6m) with electric fan <b>PLUS</b> , 8 outlets 3 - 20 ft (1-6m) with hydraulic fan, 8 outlets 3-40 ft (1-12m) with electric fan <b>PLUS</b> , 16 outlets (optional) 3-40 ft (1-12m) with hydraulic fan, 16 outlets (optional) (8 outlets with 8 Y-dividers (see page 62) or doubling pieces (see page 43) available as accessories) <b>NEW! Hydraulic PS can be combined with Distribution Head (s. page 44)</b>
Dimensions	See page 21
Seed hopper	Plastic hopper with 17.7 cu ft / 14 U.S.bsh. (500l) volume
Net weight	See page 21
Power data for electric fan	12 V / 25 A
Power data for elec. fan <b>PLUS</b>	Fan: 12 V / 40 A Seeding shaft drive: 12 V / 10 A
Power data for hydraulic fan	max. required pressure: 180 bar max. required oil quantity: 10 US gpm (38l/min)

⚠ If equipped with a hydraulic fan, you need one single-acting control unit (size BG 3) and one pressureless return (without reduction, **max. 5 bar return pressure**) with a size 4 coupling (BG 4).

⚠ The power supply for the electric fan PLUS comes directly from the battery. The cable set for this is supplied with the **electric fan PLUS**.  
**Make sure that the power of the alternator of the towing vehicle is sufficient.**

⚠ **Now available with Isobus!**

### STANDARD SCOPE OF DELIVERY

- Complete seeder with hose system (82 ft (25 m))
- Seeding shaft for fine seed, seeding shaft for coarse seed (for additional seed applications, see the seeding shafts on page 49)
- Agitator
- 20 ft (6m) cable from the seeder to the Control Box
- Calibration slide, counter plate, calibration bag, seed scale, fill level sensor
- Fan monitoring with fan speed sensor for hydraulic fan
- 8 dispersion plates & 4 hexagonal bars à 4 ft (1.2m) (for dispersion plate installation)



### ADVANTAGES

- Easy operation with ISOBUS is possible
- Exact lateral distribution over the whole working width
- Precise spreading of the seed, independent of the wind
- Ground speed-related seed rate application & headland management<sup>1</sup> (with sensors)
- Mounting options on almost any soil tillage implement, seed drill and crop care implement – regardless of the manufacturer

ITEM NO.	PNEUMATIC SEEDERS		
04003-6-102	PS 500 M2 electric fan	\$	7,980.00
04003-6-315	PS 500 M2 electric fan PLUS <sup>2</sup>	\$	9,839.00
04003-6-162	PS 500 M2 hydraulic fan	\$	12,045.00

⚠ You need a suitable Control Box:

ITEM NO.	CONTROL BOXES <sup>3</sup>		
00300-2-201	Control Box 1.2 (accessories kit)	\$	940.00
00300-2-042	Control Box 5.2 (accessories kit)	\$	1,847.00
00300-2-214	Control Box 6.2 (accessories kit)	\$	3,219.00
Configuration upon request	ISOBUS M2 (accessories kit) electric fan	\$	3,034.00
Configuration upon request	ISOBUS M2 (accessories kit) electric fan PLUS	\$	2,183.00
Configuration upon request	ISOBUS M2 (accessories kit) hydraulic fan	\$	2,183.00

ITEM NO.	ACCESSORIES		
00410-2-185	Calibration button <sup>1</sup>	\$	166.00
00410-2-148	Extension cable PS MX 6.6 ft (2m)	\$	208.00
00410-2-149	Extension cable PS MX 16.4 ft (5m)	\$	280.00
00410-2-150	Extension cable PS MX 46 ft (14m)	\$	420.00
04100-2-004	Power supply extension cable for fan PLUS (6.6 ft (2m))	\$	268.00
04100-2-002	Cable set for fan PLUS (for the power supply on another tractor)	\$	390.00
04000-2-114	Top link mounting kit PS 120 M1–PS 500 M2	\$	544.00

You can find additional accessories for Pneumatic Seeders and the speed sensors<sup>1</sup> on pages 58–64.

<sup>1</sup> Cannot be used with Control Box 1.2

<sup>2</sup> You need the most recent software version for the Control Box.

<sup>3</sup> You can find details on the functions of the various Control Boxes on pages 52-56.

# PNEUMATIC SEEDERS PS

## PS 800 M1

The PS 800 M1 is the absolute pro implement for spreading cover crops in one field pass together with soil tillage. It saves you money since you can mount the Pneumatic Seeder on e.g. a cultivator or the APV MT2 Implement Carrier. The PS 800 M1 is able to seed grass, all common fine seeds, but also forage rye and wheat.

### TECHNICAL DATA

	PS 800 M1
Working width	9 - 39 ft (3-12m) with hydraulic fan, 16 outlets 9 - 39 ft (3-12m) with hydraulic fan, 32 outlets (optional) (16 outlets with 16 Y-dividers (see page 62) or doubling pieces (see page 43) available as accessories) <b>NEW! Hydraulic PS can be combined with Distribution Head (s. page 44)</b>
Dimensions	See page 21
Seed hopper	Steel hopper with a capacity of 28.3 cu ft / 23 U.S. bsh. (800 l)
Net weight	See page 21
Power data	12 V / 25 A
Power data for hydraulic fan	max. required pressure: 180 bar max. required oil quantity: 10 US gpm (38l/min)

⚠ If equipped with a hydraulic fan, you need one single-acting control unit (size BG 3) and one pressureless return (without reduction, **max. 5 bar return pressure**) with a size 4 coupling (BG 4).

⚠ **Now available with Isobus!**

### STANDARD SCOPE OF DELIVERY

- Complete seeder with hose system (246 ft (75m))
- Seeding shaft for fine seed, seeding shaft for coarse seed (for additional seed applications, see the seeding shafts on page 49)
- Agitator
- 20 ft (6m) cable from the seeder to the Control Box
- Calibration slide, calibration bag, seed scale, fill level sensor
- Fan monitoring by means of a fan speed sensor
- 16 dispersion plates & 8 hexagonal bars à 4 ft (1.2m) (for dispersion plate installation)
- Crane straps for easier handling when mounting



### ADVANTAGES

- Easy operation with ISOBUS is possible
- Exact lateral distribution over the whole working width
- Precise spreading of the seed, independent of the wind
- Easy to fill thanks to the large hopper opening for big bag filling
- Reversible hopper lid
- Large discharge port
- Ground speed-related seed rate application & headland management<sup>1</sup> (with sensors)

ITEM NO.	PNEUMATIC SEEDER	
04011-6-012	PS 800 M1 hydraulic fan	\$ 17,714.00

⚠ You need a suitable Control Box:

ITEM NO.	CONTROL BOXES <sup>2</sup>	
00300-2-042	Control Box 5.2 (accessories kit)	\$ 1,847.00
00300-2-214	Control Box 6.2 (accessories kit)	\$ 3,219.00
Configuration upon request	ISOBUS M2 (accessories kit)	\$ 2,243.00

ITEM NO.	ACCESSORIES	
00410-2-185	Calibration button <sup>1</sup>	\$ 166.00
00410-2-148	Extension cable PS MX 6.6 ft (2m)	\$ 208.00
00410-2-149	Extension cable PS MX 16.4 ft (5m)	\$ 280.00
00410-2-150	Extension cable PS MX 46 ft (14m)	\$ 420.00
00410-2-022	Tractor cable set (26 ft (8 m)) <sup>3</sup>	\$ 446.00

You can find additional accessories for Pneumatic Seeders and the speed sensors<sup>1</sup> on pages 58–64.

<sup>1</sup> Cannot be used with Control Box 1.2

<sup>2</sup> You can find details on the functions of the various Control Boxes on pages 52-56.

<sup>3</sup> Suitable for Control Boxes 1.2, 5.2, 6.2

# PNEUMATIC SEEDERS PS

## PS 1600 M1 (STANDALONE)<sup>1</sup>

Due to its large 45 U.S.bshl. (1,600-liter) hopper volume, the PS 1600 M1 is particularly suitable for farmers with large areas under cultivation. All components are perfectly designed to meet the requirements of intensive operation.

### TECHNICAL DATA

	PS 1600 M1
Working width	9 - 39 ft (3-12m) with hydraulic fan, 16 outlets 9 - 39 ft (3-12m) with hydraulic fan, 32 outlets (optional) (16 outlets with 16 Y-dividers (see page 62) or doubling pieces (see page 43) available as accessories) <b>NEW! Hydraulic PS can be combined with Distribution Head (s. page 44)</b>
Dimensions	See page 21
Seed hopper	Steel hopper with a capacity of 56.6 cu ft / 45 U.S. bsh. (1,600l)
Net weight	See page 21
Power data	12 V / 25 A
Power data for hydraulic fan	max. required pressure: 180 bar max. required oil quantity: 10 US gpm (38l/min)

⚠ If equipped with a hydraulic fan, you need one single-acting control unit (size BG 3) and one pressureless return (without reduction, **max. 5 bar return pressure**) with a size 4 coupling (BG 4).

⚠ **Now available with Isobus!**

### STANDARD SCOPE OF DELIVERY

- Complete seeder with hose system (246 ft (75m))
- Seeding shaft for fine seed, seeding shaft for coarse seed (for additional seed applications, see the seeding shafts on page 49)
- Agitator
- 20 ft (6m) cable from the seeder to the Control Box
- Calibration slide, calibration tray, seed scale, fill level sensor
- Fan monitoring by means of a fan speed sensor
- 16 dispersion plates & 8 hexagonal bars à 4 ft (1.2m) (for dispersion plate installation)
- Universal bracket for mounting on a soil tillage implement
- Crane straps for easier handling when mounting



### ADVANTAGES

- Easy operation with ISOBUS is possible
- Exact lateral distribution over the whole working width
- Precise spreading of the seed, independent of the wind
- Easy to fill thanks to the large hopper opening for big bag filling
- Reversible hopper lid
- Large discharge port
- Ground speed-related seed rate application & headland management<sup>1</sup> (with sensors)

ITEM NO.	PNEUMATIC SEEDER	
04049-6-009	PS 1600 M1 hydraulic fan <sup>2</sup>	\$ 24,685.00

⚠ You need a suitable Control Box:

ITEM NO.	CONTROL BOXES <sup>3</sup>	
00300-2-042	Control Box 5.2 (accessories kit)	\$ 1,847.00
00300-2-214	Control Box 6.2 (accessories kit)	\$ 3,219.00
Configuration upon request	ISOBUS M2 (accessories kit)	\$ 2,243.00

ITEM NO.	ACCESSORIES	
00410-2-185	Calibration button <sup>1</sup>	\$ 166.00
00410-2-148	Extension cable PS MX 6.6 ft (2m)	\$ 208.00
00410-2-149	Extension cable PS MX 16.4 ft (5m)	\$ 280.00
00410-2-150	Extension cable PS MX 46 ft (14m)	\$ 420.00
00410-2-022	Tractor cable set (26 ft (8 m)) <sup>4</sup>	\$ 446.00

You can find additional accessories for Pneumatic Seeders and the speed sensors<sup>1</sup> on pages 58–64.

<sup>1</sup> Cannot be used with Control Box 1.2

<sup>4</sup> Suitable for Control Boxes 1.2, 5.2, 6.2

<sup>2</sup> Not compatible with MT2 M1 Implement Carrier

<sup>3</sup> You can find details on the functions of the various Control Boxes on pages 52-56.

# PNEUMATIC SEEDERS PS WITH IMPLEMENT CARRIER

## PS 1600 M1 + MT2 M1

The setup of the Pneumatic Seeder on the APV MT2 M1 Implement Carrier ensures flexible operation, since it does not need to be mounted directly on the trailed soil tillage implement. This results in ideal weight distribution: instead of putting the weight on the implement frame, the weight is shifted to the tractor rear axle.

### TECHNICAL DATA

	PS 1600 M1 + MT2 M1
Working width	9 - 39 ft (3-12m) with hydraulic fan, 16 outlets 9 - 39 ft (3-12m) with hydraulic fan, 32 outlets (optional) (16 outlets with 16 Y-dividers (see page 62) or doubling pieces (see page 43) available as accessories) <b>NEW! Hydraulic PS can be combined with Distribution Head (s. page 44)</b>
Dimensions	See page 21
Seed hopper	Steel hopper with a capacity of 56.6 cu ft / 45 U.S. bsh. (1,600l)
Net weight	See page 21
Power data	12 V / 25 A
Power data for hydraulic fan	max. required pressure: 180 bar max. required oil quantity: 10 US gpm (38l/min)

⚠ If equipped with a hydraulic fan, you need one single-acting control unit (size BG 3) and one pressureless return (without reduction, **max. 5 bar return pressure**) with a size 4 coupling (BG 4).

⚠ **Now available with Isobus!**

### STANDARD SCOPE OF DELIVERY

- Complete seeder with hose system (246 ft (75m))
- Seeding shaft for fine seed, seeding shaft for coarse seed (for additional seed applications, see the seeding shafts on page 49)
- Agitator
- 20 ft (6m) cable from the seeder to the Control Box
- Calibration slide, calibration tray, seed scale, fill level sensor
- Fan monitoring by means of a fan speed sensor
- 16 dispersion plates & 8 hexagonal bars à 4 ft (1.2m) (for dispersion plate installation)
- Platform



### ADVANTAGES

- Easy operation with ISOBUS is possible
- Exact lateral distribution over the whole working width
- Ground speed-related seed rate application & headland management<sup>1</sup> (with sensors)
- Mounting of the Pneumatic Seeder directly on the implement is not required
- The axle loads and weights are optimized!
- Pulling force increase because the weight is exerted on the towing vehicle
- Seeding combination with different mounted implements (cultivator, disc harrow, roller, strip till coulters, etc.)

ITEM NO.	PNEUMATIC SEEDER	
----------	------------------	--

04050-6-012	PS 1600 M1 hydraulic fan + implement carrier catch hook CAT 3	\$ 34,727.00
-------------	---	--------------

⚠ You need a suitable Control Box:

ITEM NO.	CONTROL BOXES <sup>2</sup>	
----------	----------------------------	--

00300-2-042	Control Box 5.2 (accessories kit)	\$ 1,847.00
-------------	-----------------------------------	-------------

00300-2-214	Control Box 6.2 (accessories kit)	\$ 3,219.00
-------------	-----------------------------------	-------------

Configuration upon request	ISOBUS M2 (accessories kit)	\$ 2,243.00
----------------------------	-----------------------------	-------------

ITEM NO.	ACCESSORIES	
----------	-------------	--

00410-2-185	Calibration button <sup>1</sup>	\$ 166.00
-------------	---------------------------------	-----------

00410-2-148	Extension cable PS MX 6.6 ft (2m)	\$ 208.00
-------------	-----------------------------------	-----------

00410-2-149	Extension cable PS MX 16.4 ft (5m)	\$ 280.00
-------------	------------------------------------	-----------

00410-2-150	Extension cable PS MX 46 ft (14m)	\$ 420.00
-------------	-----------------------------------	-----------

00410-2-022	Tractor cable set 8 m <sup>3</sup>	\$ 446.00
-------------	------------------------------------	-----------

Additional equipment of the implement carrier on page 65

You can find additional accessories for Pneumatic Seeders and the speed sensors<sup>1</sup> on pages 58–64.

<sup>1</sup> Cannot be used with Control Box 1.2

<sup>2</sup> You can find details on the functions of the various Control Boxes on pages 52-56.

<sup>3</sup> Suitable for Control Boxes 1.2, 5.2, 6.2

# PNEUMATIC SEEDERS PS

## XD 4200 M1

The Pneumatic Seeder XD takes the well-known benefits of the smaller PS series and applies them to larger quantities and widths, with the added benefit of higher application rates. The 119 U.S.bsh. (4,200 litre) hopper is made from cathodic dip coated steel and is also suitable for fertiliser. The large hopper opening makes it easy to fill from boxes, big bags or similar. Nothing stands in the way of powerful operation.

### TECHNICAL DATA


	XD 4200 M
Working width	up to 118 ft (36 m) with piping
Dimensions closed with platform kit in inches (HxWxD)	74.8 x 72.8 x 116.1 (1,900x1,850x2,950mm)
Dimensions closed without platform kit in inches (HxWxD)	74.8 x 72.8 x 96.5 (1,900x1,850x2,450mm)
Dimensions with open lid with platform kit in inches (HxWxD)	106.3 x 72.8 x 116.1 (2,700x1,850x2,950mm)
Hopper	119 U.S.bsh. (4,200 l) steel hopper with CDC coating
Metering units	2 units
Outlets	12 (can be doubled to 24 with Y-dividers)
Outlets diameter	2.5 inch (64mm)
Platform for mounting with contra plate in inches (WxD)	61.8 x 68.1 (1,570x1,730mm)
Net weight	2182.58 lbs (990kg)
Power data electrical	12 V / 45 A
Power data hydraulical max.	200 bar - 20 gal (75l)/min
Application rate	up to 441 lbs (200kg)/min
Max. hose/pipe length	66 ft (20m) with 2.5 inch (63.5mm) tubes

⚠ You need one single-acting control unit (size BG 3) and one pressureless return (without reduction, max. 5 bar return pressure) with a size 4 coupling (BG 4).

⚠ The power supply for the control box and the metering units comes directly from the battery. The cable set for this is supplied with the Control Box 5.7.

### STANDARD SCOPE OF DELIVERY

- Seeding shaft for fine seed 5.9 cui (96 ccm) and seeding shaft for coarse seed 59 cui (960 ccm)
- 1 fill level sensor per metering unit
- 2 calibration buttons
- Foreign object sieve
- Platform kit
- Mounting plates
- 12 Y-distributors (inlet 2.5 in (63.5 mm), outlet 2x 1.8 in (45 mm) diameter)
- 24 dispersion plates with 1.8 in (45 mm) hose inlets



### ADVANTAGES

- Exact lateral distribution over the entire working width
- Precise spreading of the seed, independent of the wind
- Ground speed-related seed rate application & headland management<sup>1</sup> (with sensors)
- Half width control with Control Box 5.7
- Robust, torsion-tolerant steel frame
- Stainless steel metering unit, hopper protected against corrosion with CDC coating
- Realises large quantities paired with a large working width
- Quick seeding shaft change even when the hopper is full

ITEM NO.		PNEUMATIC SEEDER		
15002-1-000	XD 4200 M1		\$	89,735.00
⚠ You need a Control Box 5.7!				
ITEM NO.		CONTROL BOXES <sup>2</sup>		
00300-2-362	Control Box 5.7 (all cables included)		\$	2,344.00
ITEM NO.		ACCESSORIES		
00300-2-053	Sensor set: GPSa sensor + linkage sensor top link		\$	1,999.00
00300-2-095	Sensor set: GPSa sensor + linkage sensor pull switch		\$	2,022.00
00300-2-346	Sensor set: GPSa sensor + linkage sensor hydraulic system		\$	784.00
00410-2-148	Extension cable PS MX 6.6 ft (2m)		\$	208.00
00410-2-149	Extension cable PS MX 16.4 ft (5m)		\$	280.00

Additional equipment of the implement carrier on page 65  
You can find additional accessories for Pneumatic Seeders and the speed sensors<sup>1</sup> on pages 58–64.

<sup>1</sup> Cannot be used with Control Box 1.2

# PNEUMATIC SEEDERS FERTILIZER EDITION PS D

PS 120 M1 D / PS 200 M1 D / PS 300 M1 D

Our Pneumatic Seeders are also available in a special edition that is suitable for spreading fertilizer. Thanks to corrosion-resistant manufacturing, you can also benefit from the advantages and ease of use of our PS units for fertilizer distribution.

## TECHNICAL DATA

	PS 120 M1 D	PS 200 M1 D	PS 300 M1 D
Working width	3 - 20 ft (1-6m) with electric double fan, 8 outlets 3 - 20 ft (1-6m) with electric fan <b>PLUS</b> , 8 outlets 3 - 20 ft (1-6m) with hydraulic fan, 8 outlets 3-40 ft (1-12m) with electric fan <b>PLUS</b> , 16 outlets (optional) 3-40 ft (1-12m) with hydraulic fan, 16 outlets (optional) (8 outlets with 8 Y-dividers (see page 62) or doubling pieces (see page 43) available as accessories) <b>NEW! Hydraulic PS can be combined with Distribution Head (s. page 44)</b>		
Dimensions	See page 21		
Hopper	Plastic hopper with 4.2 cu ft / 3.4 U.S.bsh. (120l) volume	Plastic hopper with 7 cu ft / 5.7 U.S.bsh. (200l) volume	Plastic hopper with 10.5 cu ft / 8.5 U.S.bsh. (300l) volume
Net weight	See page 21		
Power data for electric fan	12 V / 25 A		
Power data for elec. fan <b>PLUS</b>	Fan: 12 V / 40 A Seeding shaft drive: 12 V / 10 A		
Power data for hydraulic fan	max. required pressure: 180 bar max. required oil quantity: 10 US gpm (38l/min)		

⚠ If equipped with a hydraulic fan, you need one single-acting control unit (size BG 3) and one pressureless return (without reduction, **max. 5 bar return pressure**) with a size 4 coupling (BG 4).

⚠ The power supply for the electric fan PLUS comes directly from the battery. The cable set for this is supplied with the **electric fan PLUS**.  
**Make sure that the power of the alternator of the towing vehicle is sufficient.**

⚠ **Now available with Isobus!**

## STANDARD SCOPE OF DELIVERY

- Complete corrosion-resistant seeder with hose system (82 ft (25 m))
- Seeding shaft for fine seed (fine seeds, micro granulates, etc.) and the Flex20 seeding shaft for coarse seeds (fertilizer, cereals, etc.) can be found on page 50
- Stainless steel agitator
- 20 ft (6m) cable from the seeder to the Control Box
- Corrosion-resistant calibration slide, calibration bag, counter plate (galvanised), seed scale
- Fan monitoring with fan speed sensor for hydraulic fan
- 8 stainless steel dispersion plates and 4 hexagonal bars à 4 ft (1.2m) (for dispersion plate installation)



## ADVANTAGES

- Special sealing that enables the spreading of fertilizer, micro granulates and pesticides; furthermore, the spreading of cover crops is also possible
- Easy operation with ISOBUS is possible
- Airtight and corrosion-resistant seeding shaft cover
- Ground speed-related seed rate application & headland management<sup>1</sup> (with sensors)

ITEM NO.	PNEUMATIC SEEDERS FERTILIZER EDITION		
04031-6-021	PS 120 M1 D electric fan	\$	6,979.00
04031-6-116	PS 120 M1 D electric fan PLUS <sup>2</sup>	\$	8,830.00
04032-6-020	PS 200 M1 D electric fan	\$	7,573.00
04032-6-100	PS 200 M1 D electric fan PLUS <sup>2</sup>	\$	9,433.00
04032-6-036	PS 200 M1 D hydraulic fan	\$	11,646.00
04033-6-021	PS 300 M1 D electric fan	\$	8,123.00
04033-6-133	PS 300 M1 D electric fan PLUS <sup>2</sup>	\$	9,975.00
04033-6-056	PS 300 M1 D hydraulic fan	\$	12,188.00

⚠ You need a suitable Control Box:

ITEM NO.	CONTROL BOXES <sup>3</sup>		
00300-2-201	Control Box 1.2 (accessories kit)	\$	940.00
00300-2-042	Control Box 5.2 (accessories kit)	\$	1,847.00
00300-2-214	Control Box 6.2 (accessories kit)	\$	3,219.00
Configuration upon request	ISOBUS M2 (accessories kit) electric fan	\$	3,034.00
Configuration upon request	ISOBUS M2 (accessories kit) electric fan PLUS	\$	2,183.00
Configuration upon request	ISOBUS M2 (accessories kit) hydraulic fan	\$	2,183.00

ITEM NO.	ACCESSORIES		
00410-2-185	Calibration button <sup>1</sup>	\$	166.00
04000-2-269	Fill level sensor conversion kit	\$	434.00
00410-2-148	Extension cable PS MX 6.6 ft (2m)	\$	208.00
00410-2-149	Extension cable PS MX 16.4 ft (5m)	\$	280.00
00410-2-150	Extension cable PS MX 46 ft (14m)	\$	420.00
04100-2-004	Power supply extension cable for fan PLUS (6.6 ft (2m))	\$	268.00
04100-2-002	Cable set for fan PLUS (for the power supply on another tractor)	\$	390.00
04000-2-114	Top link mounting kit PS 120 M1–PS 500 M2	\$	544.00

You can find additional accessories for Pneumatic Seeders and the speed sensors<sup>1</sup> on pages 58–64.

<sup>1</sup> Cannot be used with Control Box 1.2

<sup>2</sup> You need the most recent software version for the Control Box.

<sup>3</sup> You can find details on the functions of the various Control Boxes on pages 52-56.

# PNEUMATIC SEEDERS FERTILIZER EDITION PS D

## PS 500 M2 D

The PS 500 M2 D mainly impresses with its versatile applications. With its hopper volume of 14.2 U.S.bsh. (500 liters), this special implement holds large quantities of spreading material. We recommend the PS 500 M2 D to farmers and contractors who cultivate large areas.

### TECHNICAL DATA

	PS 500 M2 D
Working width	3 - 20 ft (1-6m) with electric double fan, 8 outlets 3 - 20 ft (1-6m) with electric fan <b>PLUS</b> , 8 outlets 3 - 20 ft (1-6m) with hydraulic fan, 8 outlets 3-40 ft (1-12m) with electric fan <b>PLUS</b> , 16 outlets (optional) 3-40 ft (1-12m) with hydraulic fan, 16 outlets (optional) (8 outlets with 8 Y-dividers (see page 62) or doubling pieces (see page 43) available as accessories) <b>NEW! Hydraulic PS can be combined with Distribution Head (s. page 44)</b>
Dimensions	See page 21
Hopper	Plastic hopper with 17.7 cu ft / 14.2 U.S.bsh. (500l) volume
Net weight	See page 21
Power data for electric fan	12 V / 25 A
Power data for elec. fan <b>PLUS</b>	Fan: 12 V / 40 A Seeding shaft drive: 12 V / 10 A
Power data for hydraulic fan	max. required pressure: 180 bar max. required oil quantity: 10 US gpm (38l/min)

⚠ If equipped with a hydraulic fan, you need one single-acting control unit (size BG 3) and one pressureless return (without reduction, **max. 5 bar return pressure**) with a size 4 coupling (BG 4).

⚠ The power supply for the electric fan PLUS comes directly from the battery. The cable set for this is supplied with the **electric fan PLUS**.  
**Make sure that the power of the alternator of the towing vehicle is sufficient.**

⚠ **Now available with Isobus!**

#### STANDARD SCOPE OF DELIVERY

- Complete corrosion-resistant seeder with hose system (82 ft (25 m))
- Seeding shaft for fine seed (fine seeds, micro granulates, etc.) and the Flex20 seeding shaft for coarse seeds (fertilizer, cereals, etc.) can be found on page 50
- Stainless steel agitator
- 20 ft (6m) cable from the seeder to the Control Box
- Corrosion-resistant calibration slide, calibration bag, counter plate (galvanized), seed scale, fill level sensor
- Fan monitoring with fan speed sensor for hydraulic fan
- 8 stainless steel dispersion plates and 4 hexagonal bars à 4 ft (1.2m) (for dispersion plate installation)



### ADVANTAGES

- Special sealing that enables the spreading of fertilizer, micro granulates and pesticides; furthermore, the spreading of cover crops is also possible
- Easy operation with ISOBUS is possible
- All powder-coated parts (except for hydr. fan) with CDC coating (automotive standard)
- Airtight and corrosion-resistant seeding shaft cover
- Ground speed-related seed rate application & headland management<sup>1</sup> (with sensors)

ITEM NO.	PNEUMATIC SEEDERS FERTILIZER EDITION		
04034-6-025	PS 500 M2 D electric fan	\$	10,216.00
04034-6-105	PS 500 M2 D electric fan PLUS <sup>2</sup>	\$	12,068.00
04034-6-054	PS 500 M2 D hydraulic fan	\$	14,281.00

⚠ You need a suitable Control Box:

ITEM NO.	CONTROL BOXES <sup>3</sup>		
00300-2-201	Control Box 1.2 (accessories kit)	\$	940.00
00300-2-042	Control Box 5.2 (accessories kit)	\$	1,847.00
00300-2-214	Control Box 6.2 (accessories kit)	\$	3,219.00
Configuration upon request	ISOBUS M2 (accessories kit) electric fan	\$	3,034.00
Configuration upon request	ISOBUS M2 (accessories kit) electric fan PLUS	\$	2,183.00
Configuration upon request	ISOBUS M2 (accessories kit) hydraulic fan	\$	2,183.00

ITEM NO.	ACCESSORIES		
00410-2-185	Calibration button <sup>1</sup>	\$	166.00
00410-2-148	Extension cable PS MX 6.6 ft (2m)	\$	208.00
00410-2-149	Extension cable PS MX 16.4 ft (5m)	\$	280.00
00410-2-150	Extension cable PS MX 46 ft (14m)	\$	420.00
04100-2-004	Power supply extension cable for fan PLUS (6.6 ft (2m))	\$	268.00
04100-2-002	Cable set for fan PLUS (for the power supply on another tractor)	\$	390.00
04000-2-114	Top link mounting kit PS 120 M1–PS 500 M2	\$	544.00

You can find additional accessories for Pneumatic Seeders and the speed sensors<sup>1</sup> on pages 58–64.

<sup>1</sup> Cannot be used with Control Box 1.2

<sup>2</sup> You need the most recent software version for the Control Box.

<sup>3</sup> You can find details on the functions of the various Control Boxes on pages 52-56.

# PNEUMATIC SEEDERS FERTILIZER EDITION PS D

## PS 800 M1 D

The PS 800 M1 D with 800 liters offers the largest hopper volume of the Fertilizer Edition Pneumatic Seeders. All components are perfectly coordinated for the requirements of intensive operation. The implement is equipped with 16 outlets, a strong hydraulic fan, a steel hopper and many other extras.

### TECHNICAL DATA

	PS 800 M1 D
Working width	9 - 39 ft (3-12m) with hydraulic fan, 16 outlets 9 - 39 ft (3-12m) with hydraulic fan, 32 outlets (optional) (16 outlets with 16 Y-dividers (see page 62) or doubling pieces (see page 43) available as accessories) <b>NEW! Hydraulic PS can be combined with Distribution Head (s. page 44)</b>
Dimensions	See page 21
Hopper	Steel hopper with a capacity of 28.3 cu ft / 23 U.S. bsh. (800 l)
Net weight	See page 21
Power data	12 V / 25 A
Power data for hydraulic fan	max. required pressure: 180 bar max. required oil quantity: 10 US gpm (38l/min)

⚠ If equipped with a hydraulic fan, you need one single-acting control unit (size BG 3) and one pressureless return (without reduction, **max. 5 bar return pressure**) with a size 4 coupling (BG 4).

⚠ **Now available with Isobus!**

### STANDARD SCOPE OF DELIVERY

- Complete corrosion-resistant seeder with hose system (246 ft (75m))
- Seeding shaft for fine seed (fine seeds, micro granulates, etc.) and the Flex20 seeding shaft for coarse seeds (fertilizer, cereals, etc.) can be found on page 50
- Stainless steel agitator
- 20 ft (6m) cable from the seeder to the Control Box
- Corrosion-resistant calibration slide, calibration bag, seed scale, fill level sensor
- Fan monitoring by means of a fan speed sensor
- 16 stainless steel dispersion plates and 8 hexagonal bars à 4 ft (1.2m) (for dispersion plate installation)
- Crane straps for easier handling when mounting
- Foreign object sieve



### ADVANTAGES

- Special sealing that enables the spreading of fertilizer, micro granulates and pesticides
- Easy operation with ISOBUS is possible
- All powder-coated parts (except for hydr. fan) with CDC coating (automotive standard)
- Standard parts (bolts, washers, nuts, etc.), agitator, stainless steel brush adjustment element
- Airtight and corrosion-resistant seeding shaft cover
- Switchable agitator
- Ground speed-related seed rate application & headland management<sup>1</sup> (with sensors)
- Large discharge port

ITEM NO.	PNEUMATIC SEEDER FERTILIZER EDITION	
04054-6-005	PS 800 M1 D hydraulic fan	\$ 20,236.00

⚠ You need a suitable Control Box:

ITEM NO.	CONTROL BOXES <sup>2</sup>	
00300-2-042	Control Box 5.2 (accessories kit)	\$ 1,847.00
00300-2-214	Control Box 6.2 (accessories kit)	\$ 3,219.00
Configuration upon request	ISOBUS M2 (accessories kit)	\$ 2,243.00

ITEM NO.	ACCESSORIES	
00410-2-185	Calibration button <sup>1</sup>	\$ 166.00
00410-2-148	Extension cable PS MX 6.6 ft (2m)	\$ 208.00
00410-2-149	Extension cable PS MX 16.4 ft (5m)	\$ 280.00
00410-2-150	Extension cable PS MX 46 ft (14m)	\$ 420.00
00410-2-022	Tractor cable set (26 ft (8m)) <sup>3</sup>	\$ 446.00

You can find additional accessories for Pneumatic Seeders and the speed sensors<sup>1</sup> on pages 58–64.

<sup>1</sup> Cannot be used with Control Box 1.2

<sup>2</sup> You can find details on the functions of the various Control Boxes on pages 52-56.

<sup>3</sup> Suitable for Control Boxes 1.2, 5.2, 6.2

# PNEUMATIC SEEDER TWIN

## PS 300 M1 D TWIN

The PS 300 M1 D TWIN enables the spreading of two totally different seed types with one implement. The hopper is divided by a partition wall. Using the Control Box 5.7, each seeding shaft can be separately controlled, which allows the spread rate to be precisely maintained.

### TECHNICAL DATA

	PS 300 M1 D TWIN
Working width	3 - 10 ft (1-3m) with electric double fan, 4 outlets per seeding shaft 3 - 10 ft (1-3m) with electric fan <b>PLUS</b> , 4 outlets per seeding shaft 3 - 10 ft (1-3m) with hydraulic fan, 4 outlets per seeding shaft 3 - 20 ft (1-6m) with electric fan <b>PLUS</b> , 8 outlets per seeding shaft 3 - 20 ft (1-6m) with hydraulic fan, 8 outlets per seeding shaft (8 outlets with 8 Y-dividers (see page 62) or doubling pieces (see page 43) available as accessories) <b>NEW! Hydraulic PS can be combined with Distribution Head (s. page 44)</b>
Dimensions	See page 21
Hopper	10.5 cu ft / 8.5 U.S.bsh. (300l) steel hopper with hopper division
Net weight	See page 21
Power data for electric fan	12 V / max. 40 A
Power data for elec. fan <b>PLUS</b>	Fan: 12 V / 40 A Seeding shaft drive: 12 V / 15 A
Power data for hydraulic fan	max. required pressure: 180 bar max. required oil quantity: 10 US gpm (38l/min)

⚠ If equipped with a hydraulic fan, you need one single-acting control unit (size BG 3) and one pressureless return (without reduction, **max. 5 bar return pressure**) with a size 4 coupling (BG 4).

⚠ The power supply for Control Box 5.7 comes directly from the battery. The cable set for this is supplied. **Make sure that the power of the alternator of the towing vehicle is sufficient.**

⚠ **Now available with Isobus!**

### STANDARD SCOPE OF DELIVERY

- Complete corrosion-resistant seeder with hose system (82 ft (25 m))
- Seeding shaft f-fb for fine seed and Flex20 for coarse seed (see page 50)
- 20 ft (6m) cable from the seeder to the Control Box
- Calibration slide, counter plate (galvanised)
- 8 stainless steel dispersion plates and 4 hexagonal bars à 4 ft (1.2m) (for dispersion plate installation)
- 2x calibration bag, seed scale
- Fan monitoring with fan speed sensor for hydraulic fan
- 2x fill level sensor (1x per hopper half)



### ADVANTAGES

- Spreading of fertilizer, micro granulates, pesticides and cover crops is possible
- Easy operation with ISOBUS is possible
- All powder-coated parts (except for hydr. fan) with CDC coating (automotive standard)
- Standard parts (bolts, washers, nuts, etc.), agitator, stainless steel brush adjustment element
- Airtight and corrosion-resistant seeding shaft cover
- Mechanical air flow regulation per seed
- Ground speed-related seed rate application & headland management<sup>1</sup> (with sensors)

ITEM NO.	PNEUMATIC SEEDER TWIN		
04042-6-010	PS 300 M1 D TWIN electric fan	\$	9,787.00
04042-6-054	PS 300 M1 D TWIN electric fan PLUS <sup>2</sup>	\$	11,654.00
04042-6-024	PS 300 M1 D TWIN hydraulic fan	\$	13,189.00

⚠ You need a suitable Control Box:

ITEM NO.	CONTROL BOXES <sup>3</sup>		
00300-2-362	Control Box 5.7 for electric fan (accessories kit)	\$	2,344.00
00300-2-367	Control Box 5.7 for electric fan PLUS and hydr. fan (accessories kit)	\$	2,344.00
Configuration upon request	ISOBUS M2 (accessories kit) electric fan	\$	3,719.00
Configuration upon request	ISOBUS M2 (accessories kit) electric fan PLUS	\$	2,928.00
Configuration upon request	ISOBUS M2 (accessories kit) hydraulic fan	\$	2,928.00

ITEM NO.	ACCESSORIES		
00410-2-185	Calibration button <sup>1</sup>	\$	166.00
04000-2-114	Top link mounting kit PS 120 M1–PS 500 M2	\$	544.00
04100-2-004	Power supply extension cable for fan PLUS (6.6 ft (2m))	\$	268.00
04100-2-002	Cable set for fan PLUS (for the power supply on another tractor)	\$	390.00
04000-2-845	Foreign object sieve (1 unit is required for each hopper half), price per unit	\$	178.00

You can find additional accessories for Pneumatic Seeders and the speed sensors<sup>1</sup> on pages 58–64.

<sup>1</sup> For use with Control Box 5.7

<sup>2</sup> You need the most recent software version for the Control Box.

<sup>3</sup> You can find details on the functions of the various Control Boxes on pages 52-56.

# PNEUMATIC SEEDERS FOR SPECIAL APPLICATIONS

## DOUBLING OF OUTLETS TO 9–16 OR 32 OUTLETS



### IDEAL FOR

- Row-dependent seeding on 9–16 outlets with the PS 120–500
- Row-dependent seeding of 2 different seed types on 8 outlets each with the PS 300 TWIN
- Row-dependent seeding on 32 outlets with the PS 800–PS 1600
- Ideal for the PS 200–500 with hydr. fan with a working width of 23 - 39 ft (7-12m) for grass seed, clover and other small seeds in small quantities (instead of the Y-divider)
- Ideal for the PS 300 TWIN with a working width of up to 23 ft (7m) with 2 different seed types (grass seed, clover and other fine seeds in small quantities)

### NOT SUITABLE FOR

- Large and heavy seeds (e.g. peas, beans, etc.)

### SELECTION OF THE FAN TYPE

Calculate the spread rate per minute and using this value, find out whether you need a Pneumatic Seeder with an electric fan, electric fan PLUS or hydraulic fan.

$$\frac{\text{Seed Quantity (lbs/per acre)} \times \text{Speed (mph)} \times \text{Working Width (ft)}}{600} = \text{kg/min}$$

max. kg/minute	0 - 5,5 lbs/min. (0 - 2,5kg/min.)	<ul style="list-style-type: none"><li>• 0-18 lbs/min. (0 - 18kg/min.) for grass</li><li>• 0-18 lbs/min. (0 - 18 kg/min.) for white mustard, clover</li></ul>	<ul style="list-style-type: none"><li>• 0 - 18 lbs/min. (0 - 8kg/min.) for grass</li><li>• 0 - 31 lbs/min. (0 - 14 kg/min.) for white mustard, clover</li></ul>	<ul style="list-style-type: none"><li>• 0 - 33 lbs/min. (0 - 15kg/min.) for grass</li><li>• 0 - 66 lbs/min. (0 - 30 kg/min.) for white mustard, clover</li></ul>
Suitable seeder	PS 120–500 with elec. fan	PS 120–500 with elec. fan PLUS	PS 200–500 with hydr. fan	PS 800–1600 with hydr. fan

### SELECTION OF THE RIGHT HOSE LENGTH

Max. hose length	13 ft (4m)	26 ft (8m)	33 ft (10m)
Suitable seeder	PS 120–500 with elec. fan	PS 200–500 with elec. fan PLUS and hydr. fan	PS 800–1600 with hydr. fan

# CONVERSION KITS FOR SPECIAL APPLICATIONS

The conversion kits can be ordered ONLY when purchasing a "Standard" or "Fertilizer Edition" Pneumatic Seeder.

⚠ They are installed directly at the APV factory and cannot be retrofitted afterwards!

## DOUBLING THE OUTLETS

### 16 (PS 120–500) OR 32 (PS 800–1600) OUTLETS

ITEM NO.	SURCHARGES		
Configuration upon request	Surcharge, PS 120–500, 16 outlets	\$	1,009.00
	Surcharge, PS 800, 32 outlets	\$	2,123.00
	Surcharge, PS 1600, 32 outlets	\$	2,123.00
Configuration upon request	Surcharge PS 120–500 fertilizer, 16 outlets	\$	775.00
	Surcharge PS 300 fertilizer TWIN, 16 outlets	\$	775.00
	Surcharge PS 800 fertilizer, 32 outlets	\$	1,784.00

### EXTENDED SCOPE OF DELIVERY FOR YOUR PS

- Transition pieces (1 to 2 outlets)
- Seeding shafts (fb-f and Flex20) (instead of standard seeding shafts)
- Sealing lip, clamping plate
- Additional 8 units (PS 120-500) or 16 units (PS 800-1600) dispersion plates
- Additional 1 roll of hose (82 ft (25m)) (PS 120-500) or 3 rolls of hose (246 ft (75m)) (PS 800-1600)

## INDIVIDUAL NUMBER OF OUTLETS

### 9–16 OUTLETS (PS 120–500)

For the configuration of the "PS configured" Pneumatic Seeder, please contact your APV sales representative; we are happy to respond to your special requests!

⚠ For the configured PS, you can select from:

- What hopper size is required for the Pneumatic Seeder?
- Number of outlets
- With or without hose
- With or without dispersion plates
- With or without hexagonal bar or counter plate
- Which seeding shafts?

# DISTRIBUTION HEAD

12 / 24 / 32 / 36 / 48 OUTLETS

The APV Distribution Head offers greater flexibility in the number of outlets. It also extends the application range of Pneumatic Seeders. The accurate metering of the proven APV seeders is maintained. The Distribution Head also takes up less space than a Pneumatic Seeder, allowing the seeder to be mounted on the front of the tractor or on the machine's drawbar, for example. The Distribution Head can also be used for fertiliser due to its corrosion resistance.

## TECHNICAL DATA

	DISTRIBUTION HEAD
Working width	3 - 79 ft (1-24m) (1 Distribution Head for maximum 20 ft (6m) working width)
Diameter of riser pipe and PS outlet	2.95 or 4 in (75mm or 110mm)
Diameter of the outlets	<b>12; 24; 32; 36 outlets: 1 in (25 mm)</b> <b>48 outlets: 3/4 in (19 mm)</b>
Dimensions	H 31.5 in / W 11 - 23 in (H 800mm / W 270-580 mm))
Required fan type of the PS	hydraulic

- ⚠ One single-acting control unit and pressureless return required for Pneumatic Seeders!
- ⚠ For 64 outlets, 2x32 Distribution Heads are used (only for PS 800-1600).
- ⚠ For the configuration of a Pneumatic Seeder "PS with transition Distribution Head", please contact your APV sales representative, we will be pleased to answer your special requests!

## POSSIBLE COMBINATIONS DISTRIBUTION HEAD

ITEM NO.	DISTRIBUTION HEAD SETS¹	MAX. NUMBER OF POSSIBLE DISTRIBUTION HEADS	
		PS 120–500 H	PS 800–1600
04099-2-037	Set APV Distribution Head 12 outlets 4.3 in (D110) riser pipe	1	2
04099-2-042	Set APV Distribution Head 12 outlets 3 in (D75) riser pipe	2	4
04099-2-038	Set APV Distribution Head 24 outlets	1	2
04099-2-039	Set APV Distribution Head 32 outlets	1	2
04099-2-040	Set APV Distribution Head 36 outlets	1	2
04099-2-041	Set APV Distribution Head 48 outlets (3/4"-outlets)²	1	2



## ADVANTAGES

- Individual number of outlets from 6 - 64
- High flexibility for the mounting of the seeder
- Front tank applications possible
- Distribution coefficient in the range of well-known seed drill manufacturers
- Exact metering of the APV seeders
- Can apply fine to large seeds and fertiliser
- Cost effective alternative to pneumatic seed drills
- Simple implementation of tine seeders possible

## APPLICATIONS

- Cover crop seeding with dispersion plates
- Cover crops placed behind cultivator coulters  
→ deeper placement, especially with large seeds
- Micro-granules placed directly in the furrow at the time of seeding (drilling or precision seeding)
- Fertiliser placement in row crops
- Nurse crop application during hoeing or harrowing
- Front tank applications
- Alternative to pneumatic seed drills
  - Grain seeding
  - Canola seeding
  - Legume seeding



## EXAMPEL

Mr / Mrs Johnson would like to place a seeder on their cultivator with 44 tines and place seed behind each tine. For this purpose he/she would like to obtain sowing shoes from APV.

- Mr / Mrs Johnson orders the following:
- PS 800 configured with outlet 16-2 4.3 in (D110) → **Item number configured by APV**
  - 2 pcs. set Distribution Head 24 outlets (= 48 outlets) → **2x 04099-2-038**
  - 4 pcs. 1" blind plates (for each Distribution Head 2 outlets are blanking opposite each other) → **4x 04099-3-000**
  - Hose 4.3 in (D110) (by the metre as required) → **x ft 04099-3-002**
  - 4 rolls of 1" hose each 82 ft (25m) → **328 ft (100m) 00600-3-627**
  - 44 sowing shoe kits → **44x 00300-1-126**
  - Fixing material as required:
    - Riser pipe bracket → **04099-2-060**
    - Tube 4.3 in (D110) 11 ft (3.3m) + bracket → **04099-2-066**
    - Hose tensioning → **04099-2-061**

STEP BY STEP GUIDE



**1.** You need a Pneumatic Seeder with hydraulic fan (see pages 22-41)!

OUTLETS PS DISTRIBUTION HEAD <sup>1</sup>		POSSIBLE COMBINATION			
		PS 120–500 H	PS 800–1600		
04099-2-054	Accessory kit outlet 8-1 4.3 in (D110)	X		\$	331.00
04099-2-055	Accessory kit outlet 8-2 3 in (D75)	X		\$	354.00
04099-2-056	Accessory kit outlet 16-1 4.3 in (D110)		X	\$	560.00
04099-2-057	Accessory kit outlet 16-2 4.3 in (D110)		X	\$	662.00
04000-2-995	Accessory kit outlet 16-4 3 in (D75)		X	\$	708.00

**⚠ For the configuration of a Pneumatic Seeder "PS with transition Distribution Head", please contact your APV sales representative, we will be pleased to answer your special requests!**

CONVEYOR LINE FROM PNEUMATIC SEEDER TO DISTRIBUTION HEAD					
04099-3-002	Hose 4.3 in (D110)			\$	98.00
00602-3-951	Hose PUR 3 in (D75)			\$	54.00
04099-2-058	Accessory kit 4.3 in (D110) 5 ft (1.65m) tube + bracket			\$	206.00
04099-2-066	Accessory kit 4.3 in (D110) 11 ft (3.3m) tube + bracket			\$	413.00
04099-2-059	Accessory kit 4.3 in (D110) pipe 16.4 ft (5m) + bracket			\$	619.00

DISTRIBUTION HEAD SETS <sup>2</sup>		OUTLETS (NUMBER)	HP	Ø HOSE (MM)			
				DISTRIBUTION HEAD			
04099-2-037	Set APV Distribution Head 12 4.3 in (D110)	12	110	25,4 mm (1")	\$	1,442.00	
04099-2-042	Set APV Distribution Head 12 3 in (D75)	12	75	25,4 mm (1")	\$	1,573.00	
04099-2-038	Set APV Distribution Head 24 4.3 in (D110)	24	110	25,4 mm (1")	\$	2,138.00	
04099-2-039	Set APV Distribution Head 32 4.3 in (D110)	32	110	25,4 mm (1")	\$	2,352.00	
04099-2-040	Set APV Distribution Head 36 4.3 in (D110)	36	110	25,4 mm (1")	\$	2,504.00	
04099-2-041	Set APV Distribution Head 48 (3/4") <sup>3</sup>	48	110	19 mm (3/4")	\$	3,833.00	

<sup>1</sup> Conversion kits for existing Pneumatic Seeders

<sup>2</sup> Set includes: Distribution Head, 90° bend, riser pipe + U bracket for mounting, hose clamps

<sup>3</sup> Especially for row-dependent applications (e.g.: microgranules)



ACCESSORIES					
00600-3-627	1 roll of 1" (82 ft (25m)) hose		\$	8.00	
04099-3-000	1" (25 mm) blanking plate		\$	1.40	
00602-3-755	1 roll of 3/4" (82 ft (25m)) hose		\$	8.00	
04099-3-029	3/4" (19 mm) blind plate		\$	1.00	
04099-2-060	Accessory kit riser pipe bracket		\$	294.00	
04099-2-061	Accessory kit tensioning kit (tensioning ropes for hose laying)		\$	93.00	
00300-1-126	Sowing shoe kit (for tine seeding)		\$	57.00	

For other accessories (dispersion plates, hexagonal bars, etc.) see pages 61-64.

**⚠ IMPORTANT: For the configuration of a Pneumatic Seeder "PS with transition Distribution Head", please contact your APV sales representative, we will be pleased to answer your special requests!**

- ⚠** The following can be selected for the configured PS
- Which hopper size should the Pneumatic Seeder have?
  - Number of outlets?
  - With or without hexagonal bar or counter plate?
  - Which seeding shafts?
  - Hoses, dispersion plates, hexagonal bars must be ordered separately as required!



# SEEDING SHAFTS FOR PNEUMATIC SEEDERS

## STANDARD PS SERIES

### STANDARD EQUIPMENT




The fine blind: fb-f-fb-fb



The coarse: G-G-G

## PS FERTILIZER EDITION

### STANDARD EQUIPMENT



The fine blind: fb-f-fb-fb  
Specially protected against corrosion



The Flex 20: fb-Flex20-fb  
Specially protected against corrosion

# STANDARD PS SERIES

Here, you can find an overview of our seeding shafts for the Standard PS series.  
We recommend the Flex seeding shafts for seed mixtures or coarse seeds.

⚠ These seeding shafts are not suitable for Fertilizer Edition Pneumatic Seeders.  
You can find seeding shafts for the Fertilizer Edition on page 50.

## STANDARD PS SERIES

### STANDARD EQUIPMENT

	The fine blind (fb-f-fb-fb)	The coarse (G-G-G)
	White mustard, phacelia	Grass
PS 120 to PS 500	Item no.: 04001-2-127 Price: \$ 176.00	Item no.: 04001-2-110 Price: \$ 170.00
	Item no.: 04000-2-121 Price: \$ 283.00	Item no.: 04000-2-120 Price: \$ 280.00
PS 800 to PS 1600		

### ACCESSORIES (OPTIONAL)



	The fine full (fb-fv-fv-fb)	The extra fine (fb-fb-ef-eb-fb)	The extra fine full (fb-efv-efv-fb)	The fine (f-f-f-f)
	Clover, cress	Poppy	Canola	Grass, white mustard, cress
PS 120 to PS 500	Item no.: 04000-2-062 Price: \$ 212.00	Item no.: 04001-2-129 Price: \$ 339.00	Item no.: 04000-2-005 Price: \$ 319.00	Item no.: 04001-2-130 Price: \$ 176.00
	Item no.: 04000-2-063 Price: \$ 363.00	Item no.: 04000-2-133 Price: \$ 598.00	Item no.: 04000-2-007 Price: \$ 542.00	Item no.: 04000-2-142 Price: \$ 283.00
PS 800 to PS 1600				
	The coarse blind (GB-G-GB)	The Flex 10 (fb-Flex10-fb-fb)	Die Flex 20 (fb-Flex20-fb)	The Flex 40 (Flex40)
	Buckwheat, fodder radish	Buckwheat, vetch	Seed mixtures, cereals, peas Beans, lupin, vetch	
PS 120 to PS 500	Item no.: 04001-2-131 Price: \$ 170.00	Item no.: 04000-2-718 Price: \$ 316.00	Item no.: 04000-2-138 Price: \$ 301.00	Item no.: 04000-2-137 Price: \$ 319.00
	Item no.: 04000-2-141 Price: \$ 280.00	Item no.: 04000-2-841 Price: \$ 568.00	Item no.: 04000-2-140 Price: \$ 539.00	Item no.: 04000-2-139 Price: \$ 583.00
PS 800 to PS 1600				

# PS FERTILIZER EDITION AND TWIN-PS



⚠ These seeding shafts<sup>1</sup> are specially protected against corrosion.

## PS FERTILIZER EDITION

### STANDARD EQUIPMENT




PS 120 to PS 500			PS 120 to PS 500	
	The fine blind (fb-f-fb-fb)	Die Flex 20 (fb-Flex20-fb)		The fine (f-f-f-f)
	Micro granule fertilizer, white mustard, phacelia	Fertilizer, peas, beans, vetch		Grass, white mustard, cress
	<b>Item no.:</b> 04000-2-064 <b>Price:</b> \$ 212.00	<b>Item no.:</b> 04000-2-086 <b>Price:</b> \$ 316.00		<b>Item no.:</b> 04000-2-184 <b>Price:</b> \$ 212.00
PS 800	<b>Item no.:</b> 04054-2-039 <b>Price:</b> \$ 321.00	<b>Item no.:</b> 04054-2-041 <b>Price:</b> \$ 557.00	PS 800	<b>Item no.:</b> 04054-2-051 <b>Price:</b> \$ 321.00

### ACCESSORIES (OPTIONAL)

PS 120 to PS 500				
	The fine full (fb-fv-fv-fb)	The extra fine full (fb-efv-efv-fb)	The Flex 10 (fb-Flex10-fb-fb)	The Flex 40 (Flex40)
	Micro granule fertilizer, clover, cress	Canola	Micro granule fertilizer, buckwheat, vetch	Fertilizer, cereals, peas, beans, vetch
	<b>Item no.:</b> 04000-2-074 <b>Price:</b> \$ 230.00	<b>Item no.:</b> 04000-2-170 <b>Price:</b> \$ 360.00	<b>Item no.:</b> 04000-2-718 <b>Price:</b> \$ 316.00	<b>Item no.:</b> 04000-2-087 <b>Price:</b> \$ 387.00
PS 800	<b>Item no.:</b> 04054-2-049 <b>Price:</b> \$ 379.00	<b>Item no.:</b> 04054-2-050 <b>Price:</b> \$ 583.00	<b>Item no.:</b> 04000-2-841 <b>Price:</b> \$ 568.00	<b>Item no.:</b> 04054-2-052 <b>Price:</b> \$ 646.00

## TWIN

### STANDARD EQUIPMENT



PS 300 M1 D TWIN			PS 300 M1 D TWIN	
	The fine blind (fb-f)	The Flex 20 (Flex20)		The fine (f-f)
	White mustard, clover, phacelia	Cereals, fertilizer, Buckwheat, vetch		Grass, cereals, cress
	<b>Item no.:</b> 04043-2-016 <b>Price:</b> \$ 419.00	<b>Item no.:</b> 04043-2-014 <b>Price:</b> \$ 569.00		<b>Item no.:</b> 04043-2-015 <b>Price:</b> \$ 419.00

### ACCESSORIES (OPTIONAL)




# PS FOR SPECIAL APPLICATIONS




## PS SERIES FOR SPECIAL APPLICATIONS, 16 OR 32 OUTLETS

### STANDARD EQUIPMENT

PS 120 to PS 500		
	The fine blind (fb-f)	The Flex 20 (Flex20)
	White mustard, clover, phacelia	Cereals, fertilizer, buckwheat, vetch
	<b>Item no.:</b> 04000-2-176 <b>Price:</b> \$ 232.00	<b>Item no.:</b> 04000-2-162 <b>Price:</b> \$ 473.00
PS 800 to PS 1600	<b>Item no.:</b> 04000-2-524 <b>Price:</b> \$ 429.00	<b>Item no.:</b> 04000-2-525 <b>Price:</b> \$ 784.00

### ACCESSORIES (OPTIONAL)

PS 120 to PS 500			
	The fine (f-f)	The fine blind fine full (fb-fv)	The fine full (fv-fv)
	Grass, cereals, cress	Canola, white mustard, phacelia	White mustard, phacelia
	<b>Item no.:</b> 04000-2-161 <b>Price:</b> \$ 232.00	<b>Item no.:</b> 04000-2-175 <b>Price:</b> \$ 280.00	<b>Item no.:</b> 04000-2-163 <b>Price:</b> \$ 263.00
PS 800 to PS 1600	<b>Item no.:</b> 04000-2-528 <b>Price:</b> \$ 429.00	<b>Item no.:</b> 04000-2-527 <b>Price:</b> \$ 447.00	<b>Item no.:</b> 04000-2-529 <b>Price:</b> \$ 542.00

PS 120 to PS 500			
	The fine blind extra fine full (fb-efv)	The extra fine full (efv-efv)	The Flex 10 (Flex10)
	Canola		Micro granule fertilizer, buckwheat, vetch
	<b>Item no.:</b> 04000-2-177 <b>Price:</b> \$ 369.00	<b>Item no.:</b> 04000-2-178 <b>Price:</b> \$ 539.00	<b>Item no.:</b> 04000-2-842 <b>Price:</b> \$ 498.00
PS 800 to PS 1600	<b>Item no.:</b> 04000-2-526 <b>Price:</b> \$ 768.00	<b>Item no.:</b> 04000-2-530 <b>Price:</b> \$ 1,119.00	<b>Item no.:</b> 04000-2-840 <b>Price:</b> \$ 917.00

<sup>1</sup> We are happy to provide other seeding shafts on request. We can be reached at +43 2913 8001 or office@apv.at.

# CONTROL BOXES

## CONTROL BOX 5.2

Control Box 5.2 is the most popular version of the APV Control Boxes and offers an extensive range of functions. For example, functions such as adapting the spread rate to forward speed, automatic shut-off on the headlands, precise regulation of the electric fan or automatic execution of the calibration test, make your work much easier.



### USER BENEFITS

- Regulation and monitoring of the seeding shaft through the electronics
- Electronic adjustment of the spread rate during operation
- Emptying
- Calibration of the speed
- Automatic adjustment of the spread rate to the forward speed (in conjunction with speed sensor<sup>1</sup>)
- Regulation of electric fan or spreader plate (for MDD and UDW)
- Automatic calibration test (only weighing is still necessary!)
- Calibration test: option of displaying in lbs/acre, grains/m<sup>2</sup> and g/m<sup>2</sup>
- Operating voltage and power consumption display
- Total hours and daily hours counter
- Total hectares and daily hectares counter
- Headland management (in combination with lifting unit sensor<sup>1</sup>)
- Display and monitoring of fan speed
- Calibration according to the area is also possible

### ADDITIONAL FEATURES

- Selection of different languages
- Choice between different measuring units (metric, imperial or Chin. mu)
- Implement monitoring (in conjunction with implement sensors<sup>1</sup>; example: fill level sensor)
- With the most current software version (as of version 1.28), the 5.2 can be used to control the electric fan PLUS.

### USE WITH

Optimized for use with Standard Pneumatic Seeders PS 120–1600 M1, Fertilizer Edition PS 120–800 M1 D and Multi-Metering System MDD, MDP, MDG, MDC as well as Universal Dispenser UDW and Liquid Fertilizer LF 600 M1.

ITEM NO.		CONTROL BOX		
00300-2-042	Control Box 5.2 with accessories kit		\$	1,847.00

## CONTROL BOX 6.2

Control Box 6.2 impresses with even more functionality for the professional farmer and contractor. The large touch display shows all the essential implement processes at a glance. The menu is designed for intuitive operation with self-explanatory symbols. With the additional functions, such as automatic pre-metering of seed and creation of a seed library, you can organise the use of your seeder for even more efficiently.



### USER BENEFITS

- All functions of Control Box 5.2

Additionally:

- Seed library: Save your standard seeds and change the application at the touch of a button (without a new calibration test).
- Remaining quantity display (area & distance)
- Storage of up to 5 speed calibration values for regular use of various tractors
- Automatic pre-metering

### ADDITIONAL FEATURES

- Operation via large colour touch display
- Update option via USB flash drive and Internet
- Robust aluminium housing
- With the most current software version (as of version V1.2), the 6.2 can be used to control the electric fan PLUS.

### USE WITH

Optimized for use with Standard Pneumatic Seeders PS 120–1600 M1 and the Fertilizer Edition PS 120–800 M1 D.

ITEM NO.		CONTROL BOX		
00300-2-214	Control Box 6.2 with accessories kit		\$	3,219.00

# CONTROL BOXES

## CONTROL BOX 1.2

Control Box 1.2 is the ideal entry-level box and is characterised by its compact size. It handles the most important basic seeding functions and it is also compatible with selected implement sensors. The rotational speed of the seeding shaft and fan can be configured quickly, easily and without complications.



### USER BENEFITS

- Regulation and monitoring of the seeding shaft through the electronics
- Regulation and monitoring of electric fan or spreader plate (for MDD and UDW)
- Electronic adjustment of the spread rate during operation
- Calibration test function
- Acoustic and visual error message
- Emptying function

### ADDITIONAL FEATURES

- Implement monitoring (in conjunction with implement sensors; example: fan monitoring)
- Fill level warning option (in conjunction with implement sensors; example: fill level sensor)
- With the most current software version (as of version V1.2), Control Box 1.2 can be used to control the electric fan PLUS.

### USE WITH

Optimised for use with Standard Pneumatic Seeders PS 120–1600 M1, Fertilizer Edition PS 120–500 M2 D and Multi-Metering System MDD, MDP, MDG and MDC as well as Universal Dispenser UDW.

## CONTROL BOX 5.7

Control Box 5.7 complements the PS 300 M1 D TWIN and enables separate actuation of two seeding shafts. With the same mode of operation as the 5.2 and with an additional adapter cable, Control Box 5.7 also offers the option of operating up to two APV seeders in parallel and independently from each other. To complete the multitasking module's package, the control box is compatible and combinable with any sensor system.



### USER BENEFITS

- All functions of Control Box 5.2

Additionally:

- Independent controlling of up to two seeding shafts and an electric fan (PS 300 M1 D TWIN)
- Independent, parallel operation of two APV seeders
- No limits when using additional implement sensors

### USER NOTE

When using two Pneumatic Seeders PS with electric fan or two Multi-Metering Systems MDP together, there is a possible reduction of air capacity due to greater power consumption.

### USER NOTE FOR ELECTRIC FAN PLUS

When using several fans, they can only be monitored and regulated together and dependent on one another. With two fans PLUS:

- Pay attention to the power consumption (100 A)
- One power supply per fan

### USE WITH

Optimised for use with the Pneumatic Seeder PS 300 M1 D TWIN as well as for single or parallel use of Standard Pneumatic Seeders PS 120–1600 M1, Fertilizer Edition PS 120–800 M1 D and Multi-Metering System MDD, MDP, MDG and MDC.

ITEM NO.		CONTROL BOX		
00300-2-201	Control Box 1.2 with accessories kit		\$	940.00

ITEM NO.		CONTROL BOX		
00300-2-362	Control Box 5.7 for electric fan (accessories kit)		\$	2,344.00
00300-2-367	Control Box 5.7 for electric fan PLUS and hydr. fan (accessories kit)		\$	2,344.00
00410-2-164	PS 2 MX MCP adapter (for controlling 2 seeders) <sup>1</sup>		\$	462.00
00410-2-237	Power supply adapter SB50-3pin <sup>2</sup>		\$	145.00

<sup>1</sup> For electric fan  
<sup>2</sup> For electric fan PLUS or hydraulic fan

ISOBUS M2



All Pneumatic Seeders from APV can also be controlled via ISOBUS with the tractor's own terminal.  
Prerequisite: There must be a standardised ISOBUS port on the tractor.  
ISOBUS compatibility allows farmers to operate the Pneumatic Seeders in an even more professional and simple manner.  
Additional functions such as Section Control or Variable Rate Control (if supported by the terminal) enable even more efficient and precise use of APV Pneumatic Seeders.



- ⚠ Display is not included in the scope of delivery!
- ⚠ Caution! The maximum total current rating of the ISOBUS systems of 55 A must be observed!

USER BENEFITS

- All functions of Control Box 6.2

- Additionally:
- No additional display in the cabin ➔ better overview
  - Only one cable from the spreader to the tractor (ISOBUS cable) – no additional cable required
  - Section Control: Automatic seeding shaft shut-off depending on the GPS position<sup>1</sup>
  - Variable Rate Control: Spread rate is regulated according to an application map<sup>1</sup>
  - Individual naming of the seeds in the seed library
  - The speed and linkage signal can be obtained directly from the ISOBUS<sup>1</sup> or from various APV sensors (wheel, GPS, radar sensor)
  - Compatible with many different terminal versions/tractor brands<sup>2</sup> - please ask your APV sales representative/sales partner about it!
  - The ISOBUS control box is also compatible with special implements, such as the Pneumatic Seeder TWIN and the Liquid Fertilizer
  - 50 % more fan performance with the combination of ISOBUS and electric fan
  - AEF-certification: APV ISOBUS is listed in the AEF database

ADDITIONAL FEATURES

- Can be retrofitted on a PS as of model year 2015
- Factory-installed for new implements
- With the ISOBUS M2, the electric fan PLUS can also be controlled.

We recommend the combination of ISOBUS M2 and fan PLUS!  
➔ This is the most efficient version!

ITEM NO.		ISOBUS RETROFIT KITS	
04000-2-906	Accessories kit ISOBUS M2 PS 120-500 for electric fan	\$	3,463.00
04000-2-909	Accessories kit ISOBUS M2 PS 120-500 for electric fan PLUS and hydraulic fan	\$	2,703.00
04042-2-045	Accessories kit ISOBUS M2 PS TWIN for electric fan	\$	4,253.00
04042-2-046	Accessories kit ISOBUS M2 PS TWIN for electric fan PLUS and hydraulic fan	\$	3,341.00
04011-2-150	Accessories kit ISOBUS M2 PS 800	\$	2,703.00
04048-2-025	Accessories kit ISOBUS M2 PS 1600	\$	2,703.00
13001-2-006	Accessories kit ISOBUS M2 LF 600	\$	2,325.00
11000-2-152	Accessories kit ISOBUS M2 1 x MDP	\$	3,463.00
11000-2-153	Accessories kit ISOBUS M2 2 x MDP	\$	4,253.00
11000-2-150	Accessories kit ISOBUS M2 1 x MDC/MDG	\$	2,703.00
11000-2-150 + 11000-2-151	Accessories kit ISOBUS M2 2 x MDC/MDG	\$	3,493.00
00410-2-221	ISOBUS extension cable 6.6 ft (2m)	\$	218.00
00410-2-220	ISOBUS extension cable 16.4 ft (5m)	\$	319.00
04000-2-930	ISOBUS M2 splitter accessories kit (other manufacturers) <sup>1</sup>	\$	992.00
04000-2-931	ISOBUS M2 splitter accessories kit APV-APV <sup>1</sup>	\$	387.00

- ⚠ These retrofit kits are suitable for retrofits on already existing APV products! These prices do not apply for configured implements!


COMPLETE IMPLEMENT WITH ISOBUS

⚠ If you need a complete implement with ISOBUS, you will find the prices for this on the respective product pages:

- Pneumatic Seeders: pages 22–31
- Pneumatic Seeders Fertilizer: pages 34–39
- Pneumatic Seeder TWIN: pages 40–41
- Liquid Fertilizer: pages 104–105

MINIMUM REQUIREMENTS FOR EXISTING ISOBUS TERMINAL

- VT2/UT1 or newer version<sup>2</sup>
- At least 10 virtual softkeys (buttons)
- At least 256 colours
- Minimum resolution for the display screen (data screen) 256x256 pixels



# SENSORS WITH CONTROL BOXES 5.2, 6.2, 5.7 & ISOBUS M2

⚠ These accessory parts can be used only with Control Boxes 5.2, 6.2, 5.7 and ISOBUS M2.

## GPSa SENSOR (ACCESSORIES KIT)

The GPSa sensor transmits the current vehicle speed to the Control Box. The current speed is measured through the combination of a GPS and a 3D acceleration sensor. Warning: The sensor does not function if there is complete GPS shadowing. Cable length: 16.4 ft (5m)



ITEM NO.		GPSa SENSOR		
00410-2-180		GPSa sensor (accessories kit)	\$	1,610.00
00300-2-053		Sensor set: GPSa sensor + linkage sensor top link <sup>1</sup>	\$	1,999.00
00300-2-052		Sensor set: GPSa sensor + linkage sensor chassis <sup>1</sup>	\$	1,941.00
00300-2-095		Sensor set: GPSa sensor + linkage sensor pull switch <sup>1,2</sup>	\$	2,022.00
00300-2-344		Sensor set: GPSa sensor + linkage sensor hydraulic system <sup>1</sup>	\$	1,995.00

## RADAR SENSOR MX 35 (ACCESSORIES KIT)

The radar sensor sends information on the speed of the vehicle to the Control Box. The Control Box automatically regulates the rotational speed of the seeding shaft and therefore the spread rate. Cable length: 16.4 ft (5m)



ITEM NO.		RADAR SENSOR MX 35		
00410-2-179		Radar sensor MX 35 (accessories kit) <sup>3</sup>	\$	1,807.00
00300-2-007		Sensor set: radar sensor + linkage sensor top link <sup>1,3</sup>	\$	2,197.00
00300-2-006		Sensor set: radar sensor + linkage sensor chassis <sup>1,3</sup>	\$	2,138.00
00300-2-096		Sensor set: radar sensor + linkage sensor pull switch <sup>1,2,3</sup>	\$	2,219.00
00300-2-345		Sensor set: radar sensor + linkage sensor hydraulic system <sup>1,3</sup>	\$	2,192.00

## WHEEL SENSOR (ACCESSORIES KIT)

The wheel sensor records the forward speed. The sensor is firmly attached to the frame and can detect both the supplied magnets and bolt heads, wheel bolts, etc. on the wheel rim. Mounting examples: Spike wheel on seed drills, depth control wheels, tractor wheels. Cable length: 16.4 ft (5m)



ITEM NO.		WHEEL SENSOR		
00410-2-181		Wheel sensor (accessories kit)	\$	397.00
00202-2-553		Sensor set: wheel sensor + linkage sensor top link <sup>1</sup>	\$	790.00
00202-2-062		Sensor set: wheel sensor + linkage sensor chassis <sup>1</sup>	\$	730.00
00300-2-097		Sensor set: wheel sensor + linkage sensor pull switch <sup>1,2</sup>	\$	813.00
00300-2-346		Sensor set: wheel sensor + linkage sensor hydraulic system <sup>1</sup>	\$	784.00

## 7-PIN SIGNAL CABLE

With proper tractor cabling for the signal socket, the forward speed and the linkage signal are taken from the tractor and displayed on the Control Box. Cable length: 5 ft (1.5m)



- ⚠ The signal socket on the tractor side must be designed and assigned in compliance with the standards.
- ⚠ The 7-pin signal cable cannot be used in conjunction with ISOBUS M2!

ITEM NO.		7-PIN SIGNAL CABLE		
00410-2-155		7-pin signal cable	\$	260.00
00202-3-552		Sensor set: signal cable + linkage sensor top link <sup>1,2</sup>	\$	650.00
00202-3-497		Sensor set: signal cable + linkage sensor chassis <sup>1,2</sup>	\$	592.00
00300-2-098		Sensor set: signal cable + linkage sensor pull switch <sup>1,2,3</sup>	\$	673.00
00300-2-347		Sensor set: signal cable + linkage sensor for the hydraulic system <sup>1,2</sup>	\$	646.00

## LINKAGE SENSOR TOP LINK

Ideally suited for 3-point mounted implements  
For installation in a second top link hole; Function: Mechanical actuation of a spring rod. The rotation of seeding shaft is then automatically started or stopped (invertible). Cable length: 13 ft (4m)



ITEM NO.		LINKAGE SENSOR TOP LINK		
00410-2-169		Linkage sensor top link	\$	390.00

## LINKAGE SENSOR CHASSIS

For installation on moving parts on the headlands; Function: Contactless with a magnet. The rotation of seeding shaft is then automatically started or stopped (invertible). Cable length: 16.4 ft (5m)



ITEM NO.		LINKAGE SENSOR CHASSIS		
00410-2-173		Linkage sensor chassis	\$	331.00

## LINKAGE SENSOR PULL SWITCH

For installation on the 3-point linkage or on moving parts on the headlands; Function: Actuation by pulling a spring. The rotation of seeding shaft is then automatically started or stopped (invertible). Cable length: 16.4 ft (5m)



ITEM NO.		LINKAGE SENSOR PULL SWITCH		
00410-2-174		Linkage sensor pull switch <sup>3</sup>	\$	413.00

<sup>1</sup> Includes splitter cable for combined use  
<sup>2</sup> Not suitable for Snow and Ice Removal Spreaders UDW (page 100)  
<sup>3</sup> Not approved for sale in Great Britain and Japan

<sup>1</sup> Includes splitter cable for combined use  
<sup>2</sup> For tractors without a linkage signal  
<sup>3</sup> Not suitable for Snow and Ice Removal Spreaders UDW (page 100)

LINKAGE SENSOR HYDRAULIC SYSTEM

The sensor can be installed in an existing hydraulic system on an implement (e.g. chassis cylinder). Function: actuation by a change in pressure in the hydraulic system. The rotation of seeding shaft is then automatically started or stopped. The pressure at which switching occurs can be set between 20 and 50 bar. Cable length: 16.4 ft (5m)



ITEM NO.		LINKAGE SENSOR HYDRAULIC SYSTEM		
00410-2-176		Linkage sensor hydraulic system	\$	385.00

LINKAGE SENSOR INDUCTIVE

For installation on moving parts on the headlands. Function: Contactless, can detect metal. The rotation of seeding shaft is then automatically started or stopped (invertible). Cable length: 39 ft (12m)



ITEM NO.		LINKAGE SENSOR INDUCTIVE		
00410-2-175		Linkage sensor inductive	\$	577.00

EXTENSION CABLE FOR SENSORS MX

Cable length: 6.6 or 16.4 ft (2 or 5m)



ITEM NO.		EXTENSION CABLE FOR SENSORS MX		
00410-2-151		Extension cable for sensors MX 2 m	\$	263.00
00410-2-152		Extension cable for sensors MX 5 m	\$	337.00

SPLITTER CABLE

Required for the combined use of the speed sensor and linkage sensor!  
Cable length: 3 ft (1m)



ITEM NO.		SPLITTER CABLE		
00410-2-153		Splitter cable	\$	285.00

GENERAL ACCESSORIES FOR PS AND MD

⚠ These accessory parts are for implements of the Standard PS Series, the PS Fertilizer Edition, the Twin PS and for the MD series.

CALIBRATION BUTTON

The calibration button makes the calibration test much easier and can be attached to the implement in almost any position thanks to the integrated magnets. Residual emptying of the hopper can also be performed with the calibration button. Cable length: 3.3 ft (1m)



ITEM NO.		CALIBRATION BUTTON		
00410-2-185		Calibration button <sup>1</sup>	\$	166.00

FILL LEVEL SENSOR FOR PS AND MD

The fill level sensor triggers an alarm on the control box if there is not enough seed in the hopper. Cable length: 6.6 ft (2m)



ITEM NO.		FILL LEVEL SENSOR		
04000-2-269		Fill level sensor conversion kit for PS	\$	434.00
11000-2-060		Fill level sensor accessories kit for MD	\$	316.00

MOUNTING AND PLATFORM KIT UNIVERSAL FOR DISC SPREADER, MULTI-METERING SYSTEM AND PNEUMATIC SEEDERS

This bracket is attached to the rearmost cross beam of the soil tillage implement, so that the spreader can be mounted. This mounting kit includes a platform with a ladder and bracket with adjustable angle for mounting a Disc Spreader, Multi-Metering System, or Pneumatic Seeder PS 120–500 (with elec., elec. PLUS or hydr. fan).



ITEM NO.		MOUNTING AND PLATFORM KIT UNIVERSAL		
04000-2-684		Mounting and platform kit universal	\$	1,938.00

<sup>1</sup> Cannot be used with Control Box 1.2

PLATFORM KIT MODULAR

This kit allows you to retrofit a platform and a ladder on your soil tillage implement to be able to reach your seeder comfortably.



ITEM NO.		PLATFORM KIT MODULAR		
04000-1-010		Basic platform kit modular	\$	1,052.00
04000-1-011		Extension platform kit modular <sup>1</sup>	\$	1,013.00

Y-DIVIDER SMOOTH

The Y-dividers are available in two different kits. The P8 Y-splitter mounting kit contains 1 roll of hose 82 ft (25m), 8 dispersion plates, 4 hexagonal bars for dispersion plate installation and 8 Y-splitters. The P16 Y-splitter mounting kit contains 3 rolls of hose 246 ft (75m), 16 dispersion plates, 8 hexagonal bars for dispersion plate installation and 16 Y-splitters.



ITEM NO.		Y-DIVIDER		
00300-2-212		Mounting kit for P8 Y-divider smooth	\$	760.00
00300-2-213		Mounting kit for P16 Y-divider smooth	\$	1,607.00
00300-2-200		Y-divider smooth (per unit)	\$	33.00

AIR SEPARATOR AIR GUARD

The cyclone shape achieves optimal air separation from the seed. This ensures reliable seed placement.



ITEM NO.		AIR GUARD AIR SEPARATOR KIT		
00600-2-092		Air separator kit air guard (per unit)	\$	170.00
04000-2-557		Air separator kit air guard with adapter tube (recommended for micro granulate applications)	\$	205.00

RETROFITTING THE 3-PIN STANDARD SOCKET ON THE TRACTOR

The 26 ft (8m) cable is bolted directly on the terminals on the battery. On the other side, a 3-pin standard socket is mounted, which can be permanently installed on the tractor.



ITEM NO.		RETROFITTING THE 3-PIN STANDARD SOCKET ON THE TRACTOR		
00410-2-022		Tractor cable set (26 ft (8m)) <sup>2</sup>	\$	446.00

ACCESSORIES KIT FOR MD OR PS ON A 2ND SOIL TILLAGE IMPLEMENT

The accessories kit contains the most important parts for mounting an MDP or a PS 120–500 on a second soil tillage implement. This means you do not always have to mount and dismount these parts. This kit contains 1 roll of hose (82 ft (25m)), 6 or 8 stainless steel dispersion plates, hinged bolt clamps, 3 or 4 hexagonal shafts (4 ft (1.2m)), 1 counter plate and cable ties.



ITEM NO.		ACCESSORIES KIT FOR MD OR PS ON A 2ND SOIL TILLAGE IMPLEMENT		
11000-2-121		Accessories kit for mounting MDP on the 2nd soil tillage implement	\$	635.00
04000-2-310		Accessories kit for mounting PS on the 2nd soil tillage implement	\$	1,031.00

CONTROL BOX BRACKET

There are many different control box brackets for installing the control box.



ITEM NO.		CONTROL BOX BRACKET		
04000-3-418		Control Box mounting bracket	\$	23.00
00300-2-164		Mounting kit for universal control box bracket for Müller bracket (tube)	\$	56.00

ACCESSORIES FOR PS

**⚠** These accessory parts are for implements from the Standard PS Series, the PS Fertilizer Edition and the Twin PS.

CONVERSION TO ELECTRIC FAN PLUS

This kit is required if the electric fan's air capacity is insufficient. The kit is compatible with PS 120–500, PS 120–500 D and PS 300 TWIN. The power supply for the electric fan PLUS comes directly from the battery. The cable set for this is supplied with the **electric fan PLUS**.

**Make sure that the power of the alternator of the towing vehicle is sufficient.**



ITEM NO.		CONVERSION KIT FOR ELECTRIC FAN PLUS		
04000-2-882		Conversion to electric fan PLUS <sup>1</sup>	\$	2,433.00
04100-2-002		Cable set for fan PLUS (for the power supply on another tractor)	\$	390.00
04100-2-004		Power supply extension cable for fan PLUS (6.6 ft (2m))	\$	268.00
04100-2-003		Power supply extension cable for fan PLUS (16.4 ft (5 m))	\$	243.00

<sup>1</sup> Requires presence of a ladder; any number of extensions is possible  
<sup>2</sup> Suitable for Control Box 1.2, 5.2, 6.2

<sup>1</sup> You need software version 1.28 on Control Box 5.2!

CONVERSION TO HYDRAULIC FAN

This kit is required when more air capacity is needed.



CONVERSION KIT FOR ELECTRIC FAN TO HYDRAULIC FAN			
ITEM NO.			
08001-2-101	HG 300 conversion kit for PS 120 M1–PS 500 M2	\$	4,859.00

HOSE COUPLER

The hose coupler makes it easier to switch the PS among several soil tillage implements. Disconnecting is possible without tools; combination recommendation: accessories kit for PS on a 2nd soil tillage implement (04000-2-310)



HOSE COUPLER			
ITEM NO.			
00300-2-215	Mounting kit for hose coupler (per unit)	\$	60.00
00300-2-216	Accessories kit for hose coupler (for another soil tillage implement) (per unit)	\$	41.00

ADDITIONAL FREQUENTLY REQUIRED PARTS

ACCESSORIES			
ITEM NO.			
00600-3-627	1 roll of hose 1" (82 ft (25m))	\$	188.00
04000-3-478	Dispersion plate (per unit)	\$	42.00
04000-3-057	Stainless steel dispersion plate (per unit)	\$	60.00
04000-3-701	Hexagonal bars (per unit)	\$	54.00
04000-3-060	Counter plate (PS 120 M1–PS 500 M2)	\$	196.00
00600-3-331	Hinged bolt clamp (per unit)	\$	5.00
04000-2-423	Dispersion plate incl. fastening bolt	\$	43.00
04000-2-521	Fertilizer dispersion plate incl. fastening bolt	\$	62.00

IMPLEMENT CARRIER MT2 M1

The implement carrier MT2 M1 ensures flexible use of our Pneumatic Seeders, since there is no need to mount it directly on the trailed soil tillage implement. Only the hose system and the dispersion plates are mounted on the implement. Combination options:  
The implement carrier can be combined with the following Pneumatic Seeders:  
1x PS 120 M1–PS 800 M1 or 1x PS 120 M1–PS 800 M1 of the Fertilizer Edition. Please note:  
Not compatible with PS 1600 M1 standalone;  
Combination recommendation: hose coupler (page 64)



TECHNICAL DATA

	MT2 M1
Transport dimensions (without PS) in m (H x W x D)	4.4 x 6.4 x 4.8 ft (1.35x1.95x1.45m)
Net weight	661 lbs (300kg)
Mounting category	Tractor-side CAT 2, CAT 3 or CAT 4 Implement-side CAT 2, CAT 3 or CAT 4 Various attachments (see accessories)

IMPLEMENT CARRIER			
ITEM NO.			
09002-6-013	MT2 M1 inkl. catch hook CAT 3	\$	7,573.00

ACCESSORIES			
ITEM NO.			
09001-2-002	Ball-head attachment accessories kit	\$	2,548.00
09001-2-003	Towing eye accessories kit	\$	1,676.00
09002-2-012	Lower linkage hitch accessories kit	\$	1,838.00
09002-2-007	Cable and hose extension accessories kit	\$	1,271.00
09002-2-009	Hose extension accessories kit for 4th control unit	\$	295.00
09002-2-010	Accessories kit hose extension for load sensing (ls) line	\$	196.00
09002-2-011	Hose extension accessories kit for return line <sup>1</sup>	\$	602.00

<sup>1</sup> Return line for pressureless return

# GRASSLAND HARROW GS

GS 300 M1 / GS 600 M1

The Grassland Harrow is mostly used in areas where a stronger tillage is required on grassland. Thanks to the two front, strong tine rows, thatching and weeds are torn out, while the two weak rear tine rows separate the soil from the torn-out thatching and weeds and work the spread grass seeds into the soil.

## TECHNICAL DATA

	GS 300 M1	GS 600 M1
Working width	10 ft (3m)	20 ft (6m)
Transport dimensions (with seeder) in ft (HxWxD)	6.8 x 10 x 5.9 (2.06x3.00x1.80m)	-
Transport dimensions (without seeder) in ft (HxWxD)	4.2 x 10 x 5.9 (1.27x3.00x1.80m)	-
Transport dimensions (folded) in ft (HxWxD)	-	9.8 x 10 x 6.5 (2.98x3.00x1.98m)
Line spacing	2.95 in (75mm) (0.40 in (10mm) tines) 1.96 in (50mm) (0.32 in (8mm) tines)	
Number of tines	40 pcs. (0.40 in (10mm) tines) 60 pcs. (0.32 in (8mm) tines)	80 pcs. (0.40 in (10mm) tines) 120 pcs. (0.32 in (8mm) tines)
Weight of Full Edition	1,168 lbs (530kg)	2,315 lbs (1,050kg)
Feeler wheels (16.0/6.5–8" tyres)	2 pcs.	4 pcs.
Mounting category	CAT 2 / CAT 2N	CAT 2
Tractor performance	above 20 kW / 27 HP	above 50 kW / 70 HP

⚠ A double-acting control unit is required for folding (GS 600 M1)

## STANDARD SCOPE OF DELIVERY

- Complete implement with 2 rows of cranked 0.40 in (10mm) tines at the front
- 2 rows of cranked 0.32 in (8mm) tines at the rear
- 3 parking supports (GS 600 M1)

## FULL EDITION SCOPE OF DELIVERY

With the Full Edition, you receive the following in addition to the standard scope of delivery:  
LED lighting, spring-mounted levelling plate, platform kit, mounting kit and Pneumatic Seeder PS 200 M1 (GS 300 M1) or PS 300 M1 (GS 600 M1) with electric fan incl. Control Box 5.2 and sensor set (wheel sensor + linkage sensor top link)



## ADVANTAGES

- Spring-mounted levelling plate (available as an accessory) to level molehills or slight undulations
- Followed by 2x2 tine rows with cranked spring tines in different thicknesses. This combination is unique in agricultural engineering.
- Each tine bed can be used at a variable setting relative to the other. As such, you achieve optimum ground adaptation. Simple tine adjustment of the 3rd and 4th row
- Can also be used for field crops!

ITEM NO.		GRASSLAND HARROW	
07001-6-024	GS 300 M1	\$	7,242.00
07001-6-080	GS 300 M1 Full Edition + PS 200 M1	\$	19,604.00
07001-6-078	GS 300 M1 Full Edition + MDP 100 M1	\$	16,773.00
07002-6-049	GS 600 M1	\$	15,990.00
07002-6-137	GS 600 M1 Full Edition + PS 300 M1	\$	29,771.00
07002-6-119	GS 600 M1 Full Edition + PS 300 M1 with elec. fan PLUS	\$	31,106.00
Full Edition equipment, see Full Edition scope of delivery			

ITEM NO.		GS 300 M1 ACCESSORIES	
07001-2-022	Spring-mounted levelling plate	\$	2,320.00
07013-2-222	Warning signs + LED lighting GS	\$	1,084.00
07000-2-008	Mounting kit for PS 120–300 M1 on GS 300 M1	\$	765.00
07000-2-030	Sensor set: wheel sensor + linkage sensor top link for the GS	\$	790.00
07000-2-019	Platform kit for Grassland Harrow	\$	860.00
07001-2-023	Accessories kit for the adjustment spindle	\$	342.00

ITEM NO.		GS 600 M1 ACCESSORIES	
07002-2-036	Spring-mounted levelling plate	\$	4,088.00
07013-2-222	Warning signs + LED lighting GS	\$	1,084.00
07000-2-030	Sensor set: wheel sensor + linkage sensor top link for the GS	\$	790.00
07000-2-019	Platform kit for Grassland Harrow	\$	860.00
07000-2-041	Accessories kit for the adjustment spindle	\$	465.00

## COMBINATION OPTIONS

Can be used with Pneumatic Seeders with electric fan, electric fan PLUS or hydraulic fan PS 120 M1, PS 200 M1 and PS 300 M1: see pages 22–23  
GS 300 M1: Additional combination option with Multi-Metering System MDP 100 M1: see page 14

# GRASSLAND PRO HARROW GP

## GP 300 M1

The Grassland Pro Harrow is outstanding for meadow cultivation, reseeding and new seeding of grasses. The sward is optimally cultivated by the unique combination of the thick 0.47 in (12mm) tines and the 0.32 in (8mm) tines.

### TECHNICAL DATA

	GP 300 M1
Working width	10 ft (3m)
Transport dimensions (with seeder) in ft (H x W x D)	7.5 x 10 x 7.7 (2.30x3.00x2.36m)
Transport dimensions (without seeder) in ft (H x W x D)	4.2 x 10 x 7.7 (1.28x3.00x2.36m)
Line spacing	2.95 in (75mm) (0.47 in (12mm) tines) 1.96 in (50mm) (0.32 in (8mm) tines)
Number of tines	40 pcs. (0.47 in (12mm) tines) / 60 pcs. (0.32 in (8mm) tines)
Weight (Cambridge Roller 390 mm) (Full Edition)	2,987 lbs (1,355 kg)
Weight (Cambridge Roller 530 mm) (Full Edition)	3,671 lbs (1,665kg)
Weight (Toothed Ring Roller 410 mm) (Full Edition)	3,891 lbs (1,765kg)
Mounting category	CAT 2 (CAT 3 mast height)
Tractor performance	above 65 kW / 90 HP

▲ A double-acting control unit is required for roller adjustment

### STANDARD SCOPE OF DELIVERY

- Complete implement with 2 tine sections and a roller
- Spring-mounted levelling plate
- Heavy grassland Cambridge Roller (Ø 15.4 in (390mm) or Ø 20.9 in (530mm)) or Toothed Ring Roller (Ø 16.1 in (410mm))
- Tool compartment integrated in the frame

### FULL EDITION SCOPE OF DELIVERY

With the Full Edition, you receive the following in addition to the standard scope of delivery:  
LED lighting, platform kit, Pneumatic Seeder PS 300 M1 with electric fan incl. Control Box 5.2 and sensor set (GPSa sensor + linkage sensor top link)



### ADVANTAGES

- The Grassland Pro Harrow has a thick spring-mounted levelling plate to level molehills or slight undulations.
- Followed by 2x2 tine rows with cranked spring tines in different thicknesses. This combination is unique in agricultural engineering.
- Work tools can be used individually (e.g. only the roller) or in combination with another work tool, depending on the application

ITEM NO.	GRASSLAND PRO HARROW		
06001-6-018	GP 300 M1 (Cambridge roller 15.4 in (390mm))	\$	24,647.00
06001-6-019	GP 300 M1 (Cambridge roller 20.9 in (530mm))	\$	25,889.00
06001-6-020	GP 300 M1 (Toothed Ring Roller 16.1 in (410mm))	\$	25,889.00
06001-6-072	GP 300 M1 (Cambridge Roller 15.4 in (390mm)) Full Edition + PS 300 M1	\$	36,839.00
06001-6-073	GP 300 M1 (Cambridge Roller 20.9 in (530mm)) Full Edition + PS 300 M1	\$	38,081.00
06001-6-074	GP 300 M1 (Toothed Ring Roller 16.1 in (410mm)) Full Edition + PS 300 M1	\$	38,081.00
	Full Edition equipment, see Full Edition scope of delivery		

ITEM NO.	ACCESSORIES		
06023-2-058	Warning signs + LED lighting GP 300 M1	\$	938.00
06000-2-014	Sensor set: GPSa sensor + linkage sensor top link GP	\$	2,002.00
06000-2-034	Platform kit for Grassland Pro Harrow 300 M1	\$	1,405.00
06004-2-115	Toolbox accessories kit	\$	623.00
06000-2-012	Angle for dispersion plate installation (8 units)	\$	182.00

### COMBINATION OPTIONS

Can be used with Pneumatic Seeders with electric fan, electric fan PLUS or hydraulic fan PS 120 M1, PS 200 M1, PS 300 M1 and PS 500 M2: see pages 22–25

# GRASSLAND PRO HARROW GP

GP 600 M2 / GP 750 M2

The Grassland Pro Harrow is outstanding for large-area meadow cultivation, reseeding and new seeding of grasses. The sward is optimally cultivated by the unique combination of the thick 0.47 in (12mm) tines and the 0.32 in (8mm) tines. The Grassland Pro Harrow is often also used for cross-farm operations.

## TECHNICAL DATA

	GP 600 M2	GP 750 M2
Working width	20 ft (6m)	25 ft (7.5m)
Transport dimensions in ft (H x W x D)	10.5 x 10 x 18.7 (3.20x3.00x5.70m)	9.7 x 10 x 21 (3.95x3.00x6.40m)
Line spacing	2.95 in (75mm) (0.47 in (12mm) tines) 1.96 in (50mm) (0.32 in (8mm) tines)	
Number of tines	80 pcs. (0.47 in (12mm) tines) 120 pcs. (0.32 in (8mm) tines)	100 pcs. (0.47 in (12mm) tines) 152 pcs. (0.32 in (8mm) tines)
Axle load (Full Edition with PS 500 M2)	7,717 lbs (3,500kg)	8,598 lbs (3,900kg)
Drawbar load (Full Edition with PS 500 M2)	3,748 lbs (1,700kg)	4,189 lbs (1,900kg)
Tyres	500-50-17" or 400-60-15.5"	
Mounting category	CAT 3 N or K 80 ball coupling	
Tractor performance	from 88 kW / 120 HP	from 110 kW / 150 HP

▲ The Grassland Pro Harrow can be configured in many different versions (different sizes of Pneumatic Seeders, tine sections, rollers, feeler wheels at the rear, different tyre dimensions on the chassis). Ask you sales representative for more information!

## FULL EDITION SCOPE OF DELIVERY

- Complete implement with 2 tine sections and a roller
- Spring-mounted levelling plate
- Heavy grassland Cambridge Roller (Ø 20.9 in (530mm)) or Toothed Ring Roller (Ø 16.1 in (410mm) or Ø 21.7 in (550mm))
- Tool compartment integrated in the frame
- Equipment for use on public roads (LED lighting, pneumatic brake, tine section cover, wheel covers, wheel chocks, parking brake, anti-theft device)
- Hydraulic transport lock
- Pneumatic Seeder PS 500 M2 with hydraulic fan incl. Control Box 5.2
  - The GP 750 M2 is always delivered with 16 outlets on the Pneumatic Seeder.
- Platform kit
- Sensor set (GPSa sensor + linkage sensor hydraulic system)

## ADVANTAGES

- Compact like the trusted 3-point implement – powerful like a 20 ft (6m) / 25 ft (7.5m) implement
- The Grassland Pro Harrow has a fully spring-mounted levelling plate to level molehills or slight undulations.
- Followed by 2x2 tine rows with cranked spring tines in different thicknesses. This combination is unique in agricultural engineering.
- 5-in-1 implement: levelling, harrowing, aerating, reseeding, rolling
- Can also be used for field crops: cover crop cultivation, forage cultivation, seedbed preparation, destruction of maize stubbles after harvest



ITEM NO.	GRASSLAND PRO HARROW	
06028-6-055	GP 600 M2 (Toothed Ring Roller 21.7 in (550mm)) Full Edition + PS 500 M2	\$ 77,991.00
06028-6-054	GP 600 M2 (Toothed Ring Roller 16.1 in (410mm)) Full Edition + PS 500 M2	\$ 74,958.00
06028-6-057	GP 600 M2 (Cambridge Roller 20.9 in (530mm)) Full Edition + PS 500 M2	\$ 74,958.00
06029-6-008	GP 750 M2 (Toothed Ring Roller 21.7 in (550mm)) Full Edition + PS 500 M2	\$ 99,303.00
06029-6-007	GP 750 M2 (Toothed Ring Roller 16.1 in (410mm)) Full Edition + PS 500 M2	\$ 95,509.00
on request	GP 750 M2 (Cambridge Roller 20.9 in (530mm)) Full Edition + PS 500 M2	\$ 95,509.00

Full Edition equipment, see Full Edition scope of delivery

ITEM NO.	ACCESSORIES	
06028-2-275	Platform kit for GP 600 M2	\$ 1,859.00
06029-2-009	Platform kit for GP 750 M2	\$ 2,289.00
06028-2-276	Dispersion plate installation 8 outlets for PS 200–PS 500 M2 on GP 600 M2	\$ 226.00
06028-2-277	Dispersion plate installation 16 outlets for PS 800 M1 on GP 600 M2	\$ 331.00
06029-2-008	Dispersion plate installation 16 outlets on GP 750 M2	\$ 376.00
06028-2-278	Accessories kit PS 500 M2 mounting on GP 600 M2	\$ 1,129.00
06029-2-013	Accessories kit PS 500 M2 mounting on GP 750 M2	\$ 1,129.00
06028-2-279	Accessories kit PS 800 M1 mounting on GP 600 M2	\$ 1,453.00
06029-2-014	Accessories kit PS 800 M1 mounting on GP 750 M2	\$ 1,453.00
06028-2-280	Sensor set: GPSa sensor + linkage sensor hydraulic system	\$ 1,995.00
06028-2-315	Hydraulic tine adjustment GP 600 M2	\$ 2,913.00
06029-2-011	Hydraulic tine adjustment GP 750 M2	\$ 2,913.00
06028-2-316	Hydropneumatic chassis damping GP 600 M2 <sup>1</sup>	\$ 1,205.00
06029-2-012	Hydropneumatic chassis damping GP 750 M2 <sup>1</sup>	\$ 1,205.00
06028-2-319	Hydraulic drawbar with K80 ball head hitch for GP 600 M2 / GP 750 M2	\$ 5,051.00
06028-2-283	Toolbox accessories kit <sup>2</sup>	\$ 294.00
Configuration upon request	<b>WITHOUT</b> equipment for use on public roads; price reduction <sup>3</sup>	\$ - 4,156.00

<sup>3</sup> The trailed exchangeable APV implement GP 600 M2 / GP 750 M2 handed over by the salesperson, APV Technische Produkte GmbH, as agreed **without** the approval required **for use in traffic on public roads**. The trailed exchangeable APV implement GP 600 M2 / GP 750 M2 does not have an EC operating license nor a type or individual approval and **therefore must not be used in traffic on public roads**. The purchaser undertakes to obtain the necessary licences and permits for the purchased implement if they wish to use it on public roads. The liability of APV Technische Produkte GmbH towards entrepreneurs is excluded to the extent permitted by law. Moreover, APV Technische Produkte GmbH is not liable to consumers for slight negligence.

## COMBINATION OPTIONS

Can be used with Pneumatic Seeders with electric fan, electric fan PLUS or hydraulic fan PS 200 M1, PS 300 M1, PS 500 M2 and PS 800 M1: see pages 22–26.

<sup>1</sup> Availability on request

<sup>2</sup> Only possible with rigid drawbar

# GRASSLAND COMBI GK

GK 250 M1 / GK 300 M1

The Grassland Combi is excellent for meadow cultivation, reseeding and new seeding of grasses, both on flat and steep terrain. Thanks to the unique combination of the strong 0.47 in (12mm) or 0.40 in (10mm) tines and the trailed roller, the sward is optimally processed and the seeds are then evenly spread. The GK is also often used for cross-farm operations. On steep terrain or with smaller tractors, with the GK there is the option of dividing the implement.

## TECHNICAL DATA

	GK 250 M1	GK 300 M1
Working width	7.9 ft (2.4m)	10 ft (3m)
Transport dimensions (with seeder) in ft (H x W x D)	6.9 x 8 x 6.5 (2.10x2.44x1.98m)	6.9 x 10 x 6.5 (2.10x3.00x1.98m)
Transport dimensions (without seeder) in ft (H x W x D)	4.3 x 8 x 6 (1.31x2.44x1.82m)	4.3 x 10 x 6 (1.31x3.00x1.82m)
Line spacing	2.95 in (75mm)	
Number of tines	33 pcs.	41 pcs.
Weight (Cambridge Roller 390 mm) (Full Edition with PS 200 M1)	2,183 lbs (990kg)	2,447 lbs (1,110kg)
Weight (Cambridge Roller 530 mm) (Full Edition with PS 200 M1)	2,557 lbs (1,160kg)	2,976 lbs (1,350kg)
Weight (Toothed Ring Roller 410 mm) (Full Edition with PS 200 M1)	2,778 lbs (1,260kg)	3,197 lbs (1,450kg)
Mounting category	CAT 2	
Tractor performance	55 kW / 75 HP	66 kW / 90 HP

▲ A double-acting control unit is required for roller adjustment

## STANDARD SCOPE OF DELIVERY

- Complete implement with 2 weeder rows and roller
- Two weeder rows with cranked 0.47 in (12mm) tines, optionally also with 0.40 in (10 mm) tines
- Spring-mounted levelling plate
- Grassland Cambridge Roller (Ø 15.4 in (390mm) or Ø 20.9 in (530mm)) or Toothed Ring Roller (Ø 16.1 in (410mm))
- Hydraulic roller cylinder
- Parking support on the harrow and roller
- Tool compartment integrated in the roller frame and harrow

## FULL EDITION SCOPE OF DELIVERY

With the Full Edition, you receive the following in addition to the standard scope of delivery:  
LED lighting, levelling plate, platform kit, dispersion plate installation, Pneumatic Seeder PS 200 M1 or Multi-Metering System MDP 100 M1 with electric fan incl. Control Box 5.2 and sensor set (GPSa sensor + linkage sensor top link)



## ADVANTAGES

- The roller and harrow can be separated, fastened and mounted without tools
- Separate use of the roller and harrow is possible (roller linkage category CAT 2)
- Harrow can be mounted on the front without tools (for tractor and two-axle mower) (optional)
- Independent adjustment of the aggressiveness of the individual weeder rows
- The work steps can be combined in any manner, e.g. only levelling and rolling or only weeding and rolling, etc.
- Levelling plate can be easily adjusted using a crank

ITEM NO.	GRASSLAND COMBI		
06009-6-024	GK 250 M1 (Cambridge Roller 15.4 in (390mm))	\$	15,847.00
06009-6-025	GK 250 M1 (Cambridge Roller 20.9 in (530mm))	\$	17,283.00
06009-6-026	GK 250 M1 (Toothed Ring Roller 16.1 in (410mm))	\$	17,283.00
06009-6-062	GK 250 M1 (Toothed Ring Roller 16.1 in (410mm)) Full Edition + PS 200 M1	\$	29,472.00
06012-6-054	GK 300 M1 (Cambridge Roller 15.4 in (390mm))	\$	17,247.00
06012-6-055	GK 300 M1 (Cambridge Roller 20.9 in (530mm))	\$	18,759.00
06012-6-056	GK 300 M1 (Toothed Ring Roller 16.1 in (410mm))	\$	18,759.00
06012-6-173	GK 300 M1 (Toothed Ring Roller 16.1 in (410mm)) Full Edition + PS 200 M1	\$	30,947.00
Full Edition equipment, see Full Edition scope of delivery			
Do you have any special requirements that our Full Edition product does not cover? We would be pleased to configure your own special implement. Please contact your APV sales representative for more information.			

ITEM NO.	ACCESSORIES		
06008-2-066	Skid Steer Adjustable Universal quick attachment kit for GK and GW	CALL FOR SPECIAL PRICING	
00410-2-022	Cable set for tractor 26.2 ft		\$ 446.00
06008-2-021	Accessories for front mounting of the Meadow Harrow (for tractor and two-axle mower)		\$ 2,296.00

## COMBINATION OPTIONS

Can be used with Pneumatic Seeders with electric fan, electric fan PLUS or hydraulic fan PS 120 M1, PS 200 M1 and PS 300 M1: see pages 22–23 and with Multi-Metering System MDP 100 M1: see page 14

# GRASSLAND COMBI GK

## GK 400 M1

The Grassland Combi is excellent for meadow cultivation, reseeding and new seeding of grasses, mainly on flat terrain. Thanks to the unique combination of the strong 0.47 in (12mm) or 0.40 in (10mm) tines and the trailed roller, the sward is optimally processed and the seeds are then evenly spread. The GK is also often used for cross-farm operations. Its working and transport width makes the GK 400 M1 particularly suitable for larger, rounded areas.

⚠ Here you must observe the Road Traffic Regulations (STVO) transport width over 13 ft (4m)!

### TECHNICAL DATA

	GK 400 M1
Working width	13 ft (4m)
Transport dimensions (with PS 300 M1) in ft (H x W x D)	6.7 x 13.5 x 6 (2.04x4.12x1.85m)
Transport dimensions (without seeder) in ft (H x W x D)	3.7 x 13.6 x 6 (1.12x4.12x1.85m)
Weight (Toothed Ring Roller 410 mm) Net weight / Full Edition with PS 300 M1	3,935 lbs (1,785kg) / 4,090 lbs (1,855kg)
Tine diameter	0.40 or 0.47 in (10 or 12mm)
Line spacing	2.95 in (75mm)
Number of tines	55 pcs.
Mounting category	CAT 2 / CAT 3 (recommended)
Tractor performance	91 kW / 125 HP

- ⚠ A double-acting control unit is required for roller adjustment
- ⚠ A single-acting control unit with pressureless return is required for PS with hydraulic fan (optional)
- ⚠ Observe the Road Traffic Regulations (STVO) transport width of over 13 ft (4m)!

### STANDARD SCOPE OF DELIVERY

- Complete implement with 2 weeder rows and Toothed Ring Roller (Ø 16.1 in (410mm))
- Two weeder rows with cranked 0.40 or 0.47 in (10mm or 12mm) tines
- Spring-mounted levelling plate
- Hydraulic roller cylinder
- Parking support on the harrow and roller
- Tool compartment integrated in the roller frame and harrow

### FULL EDITION SCOPE OF DELIVERY

With the Full Edition, you receive the following in addition to the standard scope of delivery: LED lighting, levelling plate, platform kit, dispersion plate installation, Pneumatic Seeder PS 300 M1 with elec. fan incl. Control Box 5.2 and sensor set (GPSa sensor + linkage sensor top link)



### ADVANTAGES

- The roller and harrow can be separated, fastened and mounted without tools
- Separate use of the roller and harrow is possible
- Independent adjustment of the aggressiveness of the individual weeder rows
- The work steps can be combined in any manner, e.g. only levelling and rolling or only weeding and rolling, etc.
- Combined with the Pneumatic Seeder, you can complete 5 work steps in one work pass (levelling, harrowing, aerating, seeding, rolling)
- Levelling plate can be easily adjusted using a crank

ITEM NO.	GRASSLAND COMBI
06023-6-015	GK 400 M1 (Toothed Ring Roller 16.1 in (410mm)) Full Edition + PS 300 M1

\$ 39,890.00

Full Edition equipment, see Full Edition scope of delivery

Do you have any special requirements that our Full Edition product does not cover? We would be pleased to configure your own custom implement.  
Please contact your APV sales representative for more information.

### COMBINATION OPTIONS

Can be used with Pneumatic Seeders with electric fan, electric fan PLUS or hydraulic fan PS 120 M1, PS 200 M1, PS 300 M1 and PS 500 M2: see pages 22–25 and with Multi-Metering System MDP 100 M1: see page 14

# MEADOW HARROW WS

WS 250 M1 / WS 300 M1

The Meadow Harrow is the right implement for agricultural operations that already have a Grassland Roller on the farm. Two strong tine rows (optionally 0.50 or 0.40 in (12 or 10mm)) tear up the sward and aerate the soil. There, the spread seed can optimally germinate and, if necessary, be pressed into the soil with a Grassland Roller. Thanks to its low weight and compact design, the Meadow Harrow is particularly suitable for small, compact tractors and two-axle mowers (e.g. Metrac).

## TECHNICAL DATA

	WS 250 M1	WS 300 M1
Working width	7.9 ft (2.4m)	10 ft (3m)
Transport dimensions (with seeder) in ft (H x W x D)	6.9 x 8 x 4.1 (2.10x2.43x1.26m)	6.9 x 10 x 4 (2.10x3.00x1.26m)
Transport dimensions (without seeder) in ft (H x W x D)	4 x 8 x 4 (1.20x2.43x1.26m)	4 x 10 x 4 (1.20x3.00x1.26m)
Weight	529 lbs (240kg)	562 lbs (255kg)
Number of tines	33 pcs.	41 pcs.
Mounting category	CAT 2	
Tractor performance	above 20 kW / 27 HP	

## STANDARD SCOPE OF DELIVERY

- Complete implement with 2 weeder rows with cranked 0.40 or 0.47 in (10mm or 12mm) tines
- Spring-mounted levelling plate
- Parking support
- Hydraulic cylinder for depth setting
- Front mounting incl. 2 feeler wheels



## ADVANTAGES

- Can be combined with the Grassland Roller GW for the Grassland Combi GK without tools
- Easy front mounting possible without tools
- Hydraulic tine pressure adjustment in front mounting
- Independent adjustment of the aggressiveness of the individual weeder rows
- Crank can be used to quickly adjust the levelling plate
- A Pneumatic Seeder or Multi-Metering System can be installed

ITEM NO.		MEADOW HARROW	
06020-6-042	WS 250 M1 Front	\$	11,789.00
06021-6-050	WS 300 M1 Front	\$	12,293.00

ITEM NO.		ACCESSORIES	
06020-2-026	Warning signs + LED lighting WS	\$	1,058.00
06020-2-027	Warning signs + LED lighting WS front	\$	1,188.00

## COMBINATION OPTIONS

Can be used with Pneumatic Seeders with electric fan, electric fan PLUS or hydraulic fan PS 120 M1, PS 200 M1 and PS 300 M1: see pages 22–23 and with Multi-Metering System MDP 100 M1: see page 14

# GRASSLAND ROLLER GW

GW 250 M1 / GW 300 M1 / GW 400 M1

APV's Cambridge or Toothed Ring Rollers are perfect for professional grassland and field crop farms to specifically improve soil contact and therefore seed germination. Both types of rollers can be optimally used on grassland and field crop farmsand they create a good, crumbly seedbed structure as well as optimum reconsolidation.

⚠ GW 400 M1: Observe the Road Traffic Regulations (STVO) transport width of over 13 ft (4m)!

## TECHNICAL DATA

	GW 250 M1	GW 300 M1	GW 400 M1
Working width	7.9 ft (2.4m)	10 ft (3m)	13 ft (4m)
Transport dimensions (with seeder) in ft (H x W x D)	6.1 x 8 x 3.1 (1.86x2.44x0.95m)	6.1 x 10 x 3.1 (1.86x3.00x0.95m)	6.1 x 13.6 x 3.1 (1.86x4.13x0.95m)
Transport dimensions (without seeder) in ft (H x W x D)	3.6 x 8 x 2.5 (1.11x2.44x0.75m)	3.6 x 10 x 2.5 (1.11x3.00x0.75m)	3.6 x 13.6 x 2.5 (1.11x4.13x0.75m)
Weight (Cambridge Roller 390 mm)	1,054 lbs (478kg) <sup>1</sup>	1,243 lbs (564kg) <sup>1</sup>	2,066 lbs (937kg) <sup>1</sup>
Weight (Cambridge Roller 530 mm)	1,411 lbs (640kg) <sup>1</sup>	1,746 lbs (792kg) <sup>1</sup>	2,866 lbs (1,300kg) <sup>1</sup>
Weight (Toothed Ring Roller 410 mm)	1,733 lbs (756kg) <sup>1</sup>	2,006 lbs (910kg) <sup>1</sup>	3,053 lbs (1,385kg) <sup>1</sup>
Mounting category	CAT 2		
Tractor performance	37 kW / 50 HP depending on the lifting power		52 kW / 70 HP depending on the lifting power

## STANDARD SCOPE OF DELIVERY

- Complete implement with Grassland Cambridge Roller (Ø 15.4 in (390mm) or Ø 20.9 in (530mm)) or Toothed Ring Roller (Ø 16.1 in (410mm))
- Parking support
- Tool compartment integrated in the frame



## ADVANTAGES

- Can be combined with a front harrow
- Can be combined with an APV seeder (PS or MD)
- Optimal ground adaptation of the roller thanks to flexible roller rings
- Same frame as the GW 250 M1 and GW 300 M1 (option to upgrade from GW 250 M1 to GW 300 M1 is available)
- GW 400 M1 with reinforced frame

ITEM NO.	GRASSLAND ROLLER		
06014-6-046	GW 250 M1 (Cambridge Roller 15.4 in (390mm))	\$	7,153.00
06014-6-045	GW 250 M1 (Cambridge Roller 20.9 in (530mm))	\$	8,199.00
06014-6-047	GW 250 M1 (Toothed Ring Roller 16.1 in (410mm))	\$	8,199.00
06017-6-066	GW 300 M1 (Cambridge Roller 15.4 in (390mm))	\$	8,199.00
06017-6-067	GW 300 M1 (Cambridge Roller 20.9 in (530mm))	\$	9,441.00
06017-6-068	GW 300 M1 (Toothed Ring Roller 16.1 in (410mm))	\$	9,441.00
06030-6-020	GW 400 M1 (Cambridge Roller 15.4 in (390mm))	\$	10,529.00
06030-6-021	GW 400 M1 (Cambridge Roller 20.9 in (530mm))	\$	12,155.00
06030-6-022	GW 400 M1 (Toothed Ring Roller 16.1 in (410mm))	\$	12,155.00

ITEM NO.	ACCESSORIES		
06023-2-058	Warning signs + LED lighting GW	\$	938.00
06008-2-025	Dispersion plate installation accessories kit GK 250 M1	\$	279.00
06011-2-000	Dispersion plate installation accessories kit GK 300 M1	\$	306.00
06030-2-000	Dispersion plate installation accessories kit GK 400 M1	\$	334.00
00300-2-053	Sensor set: GPSa sensor + linkage sensor top link	\$	1,999.00
06008-2-009	Platform kit for Grassland Roller	\$	822.00
06008-2-032	PS mounting kit for GW	\$	827.00
06008-2-014	MD mounting kit for GW	\$	915.00

## COMBINATION OPTIONS

Can be used with Pneumatic Seeders with electric fan, electric fan PLUS or hydraulic fan PS 120 M1, PS 200 M1 and PS 300 M1: see pages 22–23 and with Multi-Metering System MDP 100 M1: see page 14

# TINED WEEDER AS

AS 300 M1 / AS 600 M1 / AS 900 M1 RIGID

The Tined Weeder allows you to very easily decimate 90% of the weed seedlings without chemicals. The Tined Weeder is equipped as standard with 0.28 in (7mm) tines and has a line spacing of 1.2 in (31.25mm). Intensive tests and trials have demonstrated that this tine diameter and this line spacing produce the best possible work pattern. Ideally, the tines sink 0.8 - 1.2 in (2-3cm) into the ground, bury or uproot the undesired weeds (90% regulation success rate possible under optimum conditions) and place them on the soil surface where they then dry out.

## TECHNICAL DATA

	AS 300 M1	AS 600 M1	AS 900 M1
Working width	10 ft (3m)	20 ft (6m)	30 ft (9m)
Transport dimensions (folded) in ft (H x W x D)	4.9 x 10 x 7.2 (1.50x3.00x2.20m)	10.2 x 10 x 7.2 (3.10x3.00x2.20m)	12.5 x 10 x 7.2 (3.80x3.00x2.20m)
Net weight	838 lbs (380kg)	1,477 lbs (670kg)	2,095 lbs (950kg)
Tine length	17.7 in (450mm)		
Tine diameter	0.28 in (7mm)		
Line spacing	1.2 in (31.25mm)		
Number of tines	96 pcs.	192 pcs.	288 pcs.
Number of tines per section	48 pcs.		
Mounting category	CAT 2 or CAT 3N		
Feeler wheels (18.5x8.5–8“ tyres)	2 pcs.	2 pcs.	4 pcs.
Tractor performance	22 kW / 30 HP	44 kW / 60 HP	51 kW / 70 HP

⚠ A double-acting control unit is required for folding

## STANDARD SCOPE OF DELIVERY

- Complete implement, each with 5 ft (1.5m)-wide tine sections
- Parking supports
- Handle on all of the feeler wheels for height adjustment



## ADVANTAGES

- 0.24 in, 0.28 in and 0.32 in (6mm, 7mm and 8mm) tines can be mounted
- Greater bend angle of the tines for optimal harrowing results
- Uniform work pattern across 10ft, 20ft or 30 ft (3m, 6m or 9m) thanks to the ideal line spacing of exactly 1.2 in (31.25mm)
- On undulating ground, uniform application of pressure by the forks on the tine sections thanks to the individual suspension and lateral compensation of each fork

ITEM NO.	TINED WEEDER		
07034-6-022	AS 300 M1 <sup>1</sup> (0.24 in (6mm) tines)	\$	6,349.00
07034-6-023	<b>AS 300 M1<sup>1</sup> (0.28 in (7mm) tines)</b>	<b>\$</b>	<b>6,381.00</b>
07034-6-024	AS 300 M1 <sup>1</sup> (0.32 in (8mm) tines)	\$	6,447.00
07017-6-192	AS 600 M1 <sup>1</sup> (0.24 in (6mm) tines)	\$	10,583.00
<b>07017-6-193</b>	<b>AS 600 M1<sup>1</sup> (0.28 in (7mm) tines)</b>	<b>\$</b>	<b>10,649.00</b>
07017-6-194	AS 600 M1 <sup>1</sup> (0.32 in (8mm) tines)	\$	10,780.00
07016-6-075	AS 900 M1 <sup>1</sup> (0.24 in (6mm) tines)	\$	16,759.00
<b>07016-6-076</b>	<b>AS 900 M1<sup>1</sup> (0.28 in (7mm) tines)</b>	<b>\$</b>	<b>16,857.00</b>
07016-6-077	AS 900 M1 <sup>1</sup> (0.32 in (8mm) tines)	\$	17,054.00
We would be pleased to configure your own custom implement, for example: setup with Pneumatic Seeders. APV offers you many options. Please contact your APV sales representative for more information.			

ITEM NO.	TOP-SELLER TINED WEEDER		
07034-6-025	AS 300 M1 incl. warning signs + LED lighting	\$	7,210.00
07017-6-195	AS 600 M1 incl. hydraulic tine adjustment and warning signs + LED lighting (final assembly)	\$	16,089.00
07016-6-078	AS 900 M1 incl. hydraulic tine adjustment and warning signs + LED lighting (final assembly)	\$	23,195.00

## COMBINATION OPTIONS

AS 300: can be used with Multi-Metering System MDP 100 M1 with 4 outlets: see page 14 or Single Disc Spreader ES 100 M1 Classic: see page 10

AS 600–AS 900: can be used with Pneumatic Seeders with electric fan / electric fan PLUS or hydraulic fan PS 120 M1, PS 200 M1, PS 300 M1 and PS 500 M2: see pages 22–25

<sup>1</sup> Transport note: the Tined Weeder is delivered partially assembled on a pallet.

## TINED WEEDER AS

## AS 900 M1 / AS 1200 M1 SCISSORS FOLDING

The 0.28 in (7mm) tines, which are arranged with a line spacing of 1.2 in (31.25mm) in 6 rows, take care of the crucial work. The primary focus is on the control of unwanted weeds. While the tines sweep over the soil, weeds that are already germinating are buried in the soil or torn out and deposited at the soil surface, where they wither and die. As a result, roughly 90% of the weed seedlings in the crop are decimated.

## TECHNICAL DATA

	AS 900 M1 Scissors folding	AS 1200 M1 Scissors folding
Working width	30 ft (9m)	40 ft (12m)
Transport dimensions (folded) in ft (HxWxD)	11.6 x 10 x 7.9 (3.55x3.00x2.40m)	11.6 x 10 x 7.9 (3.55x3.00x2.40m)
Net weight	2,535 lbs (1,1150kg)	2,866 lbs (1,300kg)
Tine length	17.8 in (450mm)	
Tine diameter	0.28 in (7mm)	
Line spacing	1.2 in (31.25mm)	
Number of tines	288 pcs.	384 pcs.
Number of tines per section	48 pcs.	
Mounting category	CAT 2 or CAT 3N	
Feeler wheels (18.5x8.5–8“ tyres)	4 pcs.	
Tractor performance	59 kW / 80 HP	66 kW / 90 HP

**⚠ For convenient operation and an optimum folding process, we recommend the hydraulic tine adjustment!**

## STANDARD SCOPE OF DELIVERY

- Complete implement, each with 5 ft (1.5m)-wide tine sections
- Parking supports
- Handle on all of the feeler wheels for height adjustment



## ADVANTAGES

- 0.24 in, 0.28 in and 0.32 in (6mm, 7mm and 8mm) tines can be mounted
- Greater bend angle of the tines for optimal harrowing results
- Uniform work pattern across 30 ft or 40 ft (9 or 12 m) thanks to the ideal line spacing of exactly 1.2 in (31.25mm)
- On undulating ground, uniform application of pressure by the forks on the tine sections thanks to the individual suspension and lateral compensation of each fork

ITEM NO.	TINED WEEDER		
07021-6-087	AS 900 M1 scissors folding <sup>1</sup> (0.24 in (6mm) tines) final assembly	\$	20,624.00
<b>07021-6-088</b>	<b>AS 900 M1 scissors folding<sup>1</sup> (0.28 in (7mm) tines) final assembly</b>	<b>\$</b>	<b>20,722.00</b>
07021-6-089	AS 900 M1 scissors folding <sup>1</sup> (0.32 in (8mm) tines) final assembly	\$	20,918.00
07015-6-144	AS 1200 M1 scissors folding <sup>1</sup> (0.24 in (6mm) tines) final assembly	\$	24,227.00
<b>07015-6-145</b>	<b>AS 1200 M1 scissors folding<sup>1</sup> (0.28 in (7mm) tines) final assembly</b>	<b>\$</b>	<b>24,359.00</b>
07015-6-146	AS 1200 M1 scissors folding <sup>1</sup> (0.32 in (8mm) tines) final assembly	\$	24,621.00
<p>We would be pleased to configure your own custom implement, for example: setup with Pneumatic Seeders. APV offers you many options. Please contact your APV sales representative for more information.</p>			

ITEM NO.	TOP-SELLER TINED WEEDER		
07021-6-090	AS 900 M1 scissors folding incl. hydraulic tine adjustment and warning signs + LED lighting (final assembly)	\$	27,490.00
07015-6-147	AS 1200 M1 scissors folding incl. hydraulic tine adjustment and warning signs + LED lighting (final assembly)	\$	32,945.00

## COMBINATION OPTIONS

Can be used with Pneumatic Seeders with electric fan PLUS or hydraulic fan PS 120 M1, PS 200 M1, PS 300 M1 and PS 500 M2: see pages 22–25

<sup>1</sup> Transport note: the Tined Weeder is delivered partially assembled on a pallet.

# CONFIGURATIONS

## AS 600 M1 / AS 900 M1 RIGID

⚠ Pay attention to the correct configuration (CE conformity or UKCA conformity / UKNI conformity)!  
Please contact your APV sales representative if you have any questions.

BASIC IMPLEMENT		BASIC IMPLEMENT	
AS 600 M1 (0.28 in (7mm) tines)	\$ 10,649.00	AS 900 M1 (0.28 in (7mm) tines)	\$ 16,857.00
VERSIONS		VERSIONS	
AS 600 M1 (0.32 in (8mm) tines)	\$ 10,780.00	AS 900 M1 (0.32 in (8mm) tines)	\$ 17,054.00
AS 600 M1 (0.24 in (6mm) tines)	\$ 10,583.00	AS 900 M1 (0.24 in (6mm) tines)	\$ 16,759.00
OPTIONAL ACCESSORIES		AS 600 RIGID	AS 900 RIGID
Hydraulic tine adjustment		\$ 3,669.00	\$ 5,509.00
Warning signs + LED lighting		\$ 1,188.00	\$ 1,188.00
Expansion to 4 feeler wheels		\$ 1,771.00	-----
PS MOUNTING VERSION 1		AS 600 RIGID	AS 900 RIGID
PS 300 electric fan		\$ 6,331.00	-----
PS 300 hydraulic fan 12 outlets		-----	\$ 12,302.00
Mounting kit for seeder <sup>1</sup>		\$ 170.00	\$ 278.00
Platform kit for seeder <sup>1</sup>		\$ 927.00	\$ 927.00
PS MOUNTING VERSION 2		AS 600 RIGID	AS 900 RIGID
PS 500 hydraulic fan		\$ 12,867.00	-----
PS 500 hydraulic fan 12 outlets		-----	\$ 14,407.00
Mounting kit for seeder <sup>1</sup>		\$ 1,402.00	\$ 1,510.00
Platform kit for seeder <sup>1</sup>		\$ 1,871.00	\$ 1,871.00
Headstock for seeder <sup>1</sup>		\$ 2,837.00	\$ 2,837.00
CONTROL BOXES (OPTIONAL)		AS 600 RIGID	AS 900 RIGID
Control Box 1.2		\$ 1,022.00	\$ 1,022.00
Control Box 5.2		\$ 2,010.00	\$ 2,010.00
Control Box 6.2		\$ 3,502.00	\$ 3,502.00
ISOBUS M2 for electric fan		\$ 3,301.00	-----
ISOBUS M2 for electric fan PLUS		\$ 2,375.00	\$ 2,375.00
ISOBUS M2 for hydraulic fan		\$ 2,375.00	\$ 2,375.00
SENSORS (POSSIBLE WITH 5.2 & 6.2 & ISOBUS)		AS 600 RIGID	AS 900 RIGID
Sensor set: wheel sensor + linkage sensor top link		\$ 860.00	\$ 860.00
Calibration button		\$ 180.00	\$ 180.00
Fill level sensor		\$ 472.00	\$ 472.00

Version:	AS 600 M1 (0.28 in (7mm) tines)	\$ 10,649.00
Optional accessories:	Warning signs + LED lighting	\$ 1,188.00
PS mounting version 1:	PS 300 M1 electric fan	\$ 6,331.00
	Mounting kit for seeder	\$ 170.00
	Platform kit for seeder	\$ 927.00
	Control Box 5.2	\$ 2,010.00
Control Box:	Control Box 5.2	\$ 2,010.00
Sensors:	Sensor set: wheel sensor + linkage sensor top link	\$ 860.00
	Fill level sensor	\$ 472.00
List price SUM		\$ 22,607.00



<sup>1</sup> Is required for mounting a Pneumatic Seeder



# TINED WEEDER PRO VS

VS 150 M1 / VS 300 M1 / VS 470 M1 / VS 600 M1 / VS 750 M1 / VS 900 M1 / VS 1200 M1

With its unique tine spring system, the Tined Weeder Pro adapts precisely to the ground and provides maximum protection for the crops. The tine pressure remains constant at different tine levels. As a result, crops planted on ridges, such as potatoes, can be harrowed; the tine pressure is identical on the ridge crown, ridge flanks and in the furrow. With the tine spring system, the tines can also be lifted. Compared to conventional tined weeders, the harrow tines can pivot on the frame, delivering unique harrowing results.

## TECHNICAL DATA

	VS 150   VS 300	VS 470   VS 600   VS 750	VS 900   VS 1200
Working width	5.6 ft   10.5 ft (1.7m   3.2m)	16 ft   20.3 ft   25 ft (4.9m   6.2m   7.6m)	30.2 ft   40 ft (9.2m   12.2m)
Transport dimensions (folded) in ft (H x W x D)	4.1 x 6 x 7.6 (1.25x1.82x2.30m) 4.1 x 10.8 x 7.6 (1.25x3.29x2.30m)	7.1 x 10 x 7.9 (2.15x3.00x2.40m) 9.4 x 10 x 7.9 (2.85x3.00x2.40m) 11.6 x 10 x 7.9 (3.55x3.00x2.40m)	11.6 x 10 x 7.9 (3.55x3.00x2.40m) 11.6 x 10 x 7.9 (3.55x3.00x2.40m)
Net weight	552 lbs   816 lbs (250kg 370kg)	1,786 lbs   1,984 lbs   2,315 lbs (810kg 900kg 1,050kg)	2,866 lbs   3,417 lbs (1,300kg 1,550kg)
Tine length	20.5 in (520mm)		
Tine diameter	0.32 in (8mm)		
Line spacing	1.40 in (35mm)		
Number of tines	50 pcs.   92 pcs.	140 pcs.   178 pcs.   218 pcs.	266 pcs.   350 pcs.
Mounting category	CAT 1 and CAT 2	CAT 2 and CAT 3N	
Feeler wheels (16.0x6.5–8" tyres)	2 pcs.   2 pcs.	4 pcs.   4 pcs.   4 pcs.	4 pcs.   6 pcs.
Tractor performance	11 kW / 15 HP 22 kW / 30 HP	44 kW / 60 HP 44 kW / 60 HP 51 kW / 70 HP	63 kW / 85 HP 74 kW / 100 HP

▲ A double-acting control unit is required for the central, hydraulic tine pressure adjustment

▲ A double-acting control unit is required for folding

## STANDARD SCOPE OF DELIVERY

- Complete implement with 6 rows of cranked tines
- One spring assembly per tine
- Sophisticated tine spring system
- Central, hydraulic tine adjustment
- The VS 470 has a manual tine lifting device installed on each of the 6 outermost tines to achieve a working width of precisely 14.8 ft (4.5m), if desired.
- Feeler wheels with V-profile



## ADVANTAGES

- With its unique tine spring system, the VS adapts precisely to the soil and provides maximum protection for the crops.
- Its sophisticated tine spring system ensures identical tine pressure throughout the entire range of the spring.
- Each tine has its own spring assembly.
- Tines can not only be pre-tensioned, they can also be lifted.
- Thanks to the broad bearing position of the tines, they do not deflect sideways on undulations, grooves, or crops planted on ridges
- Tine pressure can be variably reduced to zero
- Crops are protected, since the spring system is mounted above the frame, thereby achieving high clearance
- Features central, hydraulic tine pressure adjustment with easily viewable scale as standard
- Hydraulic folding with serial connection of the cylinders

ITEM NO.	TINED WEEDER PRO		
07027-6-038	VS 150 M1 <sup>1</sup>	\$	10,610.00
07028-6-066	VS 300 M1 <sup>1</sup>	\$	12,740.00
07032-6-010	VS 470 M1 <sup>1</sup>	\$	24,078.00
07018-6-135	VS 600 M1 <sup>1</sup>	\$	28,608.00
07019-6-065	VS 750 M1 <sup>1</sup>	\$	34,865.00
07020-6-194	VS 900 M1 <sup>1</sup>	\$	40,196.00
07014-6-338	VS 1200 M1 <sup>1</sup>	\$	50,622.00

We would be pleased to configure an implement that is tailored to your individual needs. Implements with Pneumatic Seeders, tines with carbide coatingand other additional equipment – there are many options! Please contact your APV sales representative for more information.

▲ Accessories are listed on the following pages

## COMBINATION OPTIONS

VS 150–VS 300: Can be used with Pneumatic Seeders with electric fan / electric fan PLUS or hydraulic fan PS 120 M1, PS 200 M1 and PS 300 M1: see pages 22–23

VS 470–VS 1200: Can be used with Pneumatic Seeders with electric fan / electric fan PLUS or hydraulic fan PS 120 M1, PS 200 M1, PS 300 M1 and PS 500 M2: see pages 22–25

<sup>1</sup> Transport note - The Tined Weeder Pro is delivered partially assembled.

# ACCESSORIES FOR VS 150 M1 & VS 300 M1

## TINES WITH CARBIDE COATING

To reduce tine wear, the VS can be equipped with tines with carbide soldered on. Endurance tests show that these tines are worn much more slowly. This extends the service life of the tines until they need to be replaced considerably. The soldered carbide platelet is 2.4 in (60mm) long.



ITEM NO.		CARBIDE TINES		
07027-2-059		Carbide tine accessories kit for VS 150 M1	\$	1,576.00
07028-2-044		Carbide tine accessories kit for VS 300 M1	\$	2,495.00

## MULCH SEED TINES

For an even wider range of applications for the Tined Weeder Pro, the mulch seed angle was developed. This has an offset angle of 120° and copes even better with organic material than the standard tines. The tines can thus be adjusted to be even more dragging.



ITEM NO.		MULCH SEED TINES		
07027-2-061		Accessories kit mulch seed tines for VS 150 M1	\$	491.00
07028-2-046		Accessories kit mulch seed tines for VS 300 M1	\$	904.00

## WARNING SIGNS AND LIGHTING

Warning signs with LED lighting are available as accessories for the VS. Please always specify the serial number of your implement for retrofits! Standalone warning signs with lighting are available as an accessory for front mounting operation of the VS 300 M1.



ITEM NO.		WARNING SIGNS + LED LIGHTING		
07028-2-034		Warning signs + LED lighting VS 300 M1	\$	840.00
07028-2-035		Warning signs + LED lighting VS 300 M1 for front mounting	\$	1,633.00

## FEELER WHEELS

The VS can be equipped with feeler wheels at the rear. The feeler wheels at the rear can be swivelled. If necessary, the swivel function can be adjusted with a bolt, no tools required. If the VS is operated at the front, the rotating feeler wheels must be used instead of the rigid feeler wheels. The front and rear feeler wheel brackets can be shifted in width as desired and thus adjusted to the track width.



ITEM NO.		FEELER WHEELS		
07027-2-049		Rear feeler wheel accessories kit for VS 150–300 M1	\$	1,692.00
07027-2-048		Front mounting feeler wheel accessories kit for VS 150–300 M1	\$	1,692.00

## BRACKET FOR PNEUMATIC SEEDER OR MULTI-METERING SYSTEM

This bracket is used to mount a Pneumatic Seeder PS 120–300 M1 or a Multi-Metering System MDP 100 M1 on the VS.



ITEM NO.		BRACKET FOR PS OR MD		
07027-2-019		Bracket for Pneumatic Seeder PS accessories kit	\$	411.00
07027-2-032		Bracket for Multi-Metering System MD accessories kit	\$	590.00

## PLATFORM KIT

A suitable platform kit is available as an accessory to conveniently reach the seeder.



ITEM NO.		PLATFORM KIT VS		
07027-2-017		Platform kit accessories kit VS 150 M1	\$	939.00
07028-2-013		Platform kit accessories kit VS 300 M1	\$	1,240.00

DISPERSION PLATE INSTALLATION

When a seeder is mounted on the VS, brackets are required for the dispersion plates. The dispersion plates are positioned in front of the tine section as a standard. Everything is already installed ex-factory. Note: 8 dispersion plates are required when using a Pneumatic Seeder. When using a Multi-Metering System, 6 dispersion plates are required.



ITEM NO.		DISPERSION PLATE INSTALLATION	
07027-2-020	Mounting material for dispersion plates, 8 outlets for VS 150 M1 (for PS)	\$	549.00
07027-2-021	Mounting material for dispersion plates, 6 outlets for VS 150 M1 (for MDP)	\$	483.00
07028-2-014	Mounting material for dispersion plates, 8 outlets for VS 300 M1 (for PS)	\$	729.00
07028-2-015	Mounting material for dispersion plates, 6 outlets for VS 300 M1 (for MDP)	\$	662.00

MANUAL TINE LIFTING

With the manual tine lifting, individual tines can be lifted, e.g. to avoid working in rows where the plants are already taller. As a result, the harrow can be optimally adjusted for crops grown on beds. Either the entire harrow can be equipped or any number of tine lifting mechanisms can be selected. To actuate the tine lifting mechanism, the metal bar is simply pushed towards the tine.



ITEM NO.		MANUAL TINE LIFTING	
07027-2-024	Tine lifting accessories kit for VS 150 M1	\$	889.00
07028-2-019	Tine lifting accessories kit for VS 300 M1	\$	1,756.00
07014-2-351	Individual tine lifting	\$	18.00

FRONT HEADSTOCK

An additional headstock can be installed on the VS 150 & VS 300 to operate the harrow at the front and rear.  
⚠ When ordering the front headstock, the feeler wheels for front mounting must also be ordered (07027-2-050).  
⚠ With a configured implement for front mounting, 2 steering and 2 rigid feeler wheels are supplied.



ITEM NO.		FRONT HEADSTOCK	
07027-2-037	Front headstock accessories kit VS 150 M1	\$	1,158.00
07028-2-029	Front headstock accessories kit VS 300 M1	\$	1,083.00



# ACCESSORIES FOR VS 470 M1–VS 1200 M1

## TINES WITH CARBIDE COATING

To reduce tine wear, the VS can be equipped with tines with carbide soldered on. Endurance tests show that these tines are worn much more slowly. This extends the service life of the tines until they need to be replaced considerably. The soldered carbide platelet is 2.4 in (60mm) long.



ITEM NO.		CARBIDE TINES	
07032-2-023	Carbide tine accessories kit for VS 470 M1	\$	3,928.00
07018-2-034	Carbide tine accessories kit for VS 600 M1	\$	4,990.00
07019-2-012	Carbide tine accessories kit for VS 750 M1	\$	6,112.00
07020-2-036	Carbide tine accessories kit for VS 900 M1	\$	7,453.00
07014-2-299	Carbide tine accessories kit for VS 1200 M1	\$	9,811.00

## MULCH SEED TINES

For an even wider range of applications for the Tined Weeder Pro, the mulch seed angle was developed. This has an offset angle of 120° and copes even better with organic material than the standard tines. The tines can thus be adjusted to be even more dragging.



ITEM NO.		MULCH SEED TINES	
07032-2-039	Accessories kit mulch seed tines for VS 470 M1	\$	1,376.00
07018-2-108	Accessories kit mulch seed tines for VS 600 M1	\$	1,750.00
07019-2-029	Accessories kit mulch seed tines for VS 750 M1	\$	2,143.00
07020-2-095	Accessories kit mulch seed tines for VS 900 M1	\$	2,614.00
07014-2-821	Accessories kit mulch seed tines for VS 1200 M1	\$	3,440.00

## WARNING SIGNS AND LIGHTING

For the VS, warning signs with LED lighting are also available as an accessory. Please always specify the serial number of your implement for retrofits!



ITEM NO.		WARNING SIGNS + LED LIGHTING	
07026-2-006	2 warning signs + LED lighting rear VS	\$	1,101.00
07014-2-693	4 warning signs + LED lighting front + rear VS	\$	1,571.00

## REAR FEELER WHEELS

The VS can be equipped with feeler wheels at the rear. A cross beam is mounted instead of the support legs. The feeler wheel brackets can be shifted as required on the cross bar to adjust the track width. The feeler wheels at the rear can be swivelled. If necessary, the swivel function can be adjusted with a bolt, no tools required.



ITEM NO.		REAR FEELER WHEELS	
07014-2-787	Rear feeler wheels accessories kit (2 feeler wheels on the centre frame)	\$	1,706.00
07014-2-788	Rear inner feeler wheels accessories kit (2 feeler wheels on the 1st side frame)	\$	2,782.00

## BRACKET FOR PNEUMATIC SEEDER

This bracket is used to attach a Pneumatic Seeder PS 120–500 on the VS.



ITEM NO.		BRACKET FOR PS	
07014-2-385	Bracket for Pneumatic Seeder accessories kit	\$	754.00

## PLATFORM KIT

A suitable platform kit is available as an accessory to conveniently reach the seeder.



ITEM NO.		PLATFORM KIT VS	
07014-2-386	Accessories kit, platform kit for harrow without rear feeler wheels	\$	1,402.00
07014-2-387	Accessories kit, platform kit for harrow with rear feeler wheels	\$	1,487.00

DISPERSION PLATE INSTALLATION

When a seeder is mounted on the VS, brackets are required for the dispersion plates. The dispersion plates are positioned in front of the tine section as a standard. Everything is already installed ex-factory.



ITEM NO.		DISPERSION PLATE INSTALLATION	
07032-2-029	Installation material for dispersion plates for VS 470 M1	\$	218.00
07018-2-033	Installation material for dispersion plates for VS 600 M1	\$	218.00
07019-2-011	Installation material for dispersion plates for VS 750 M1	\$	429.00
07020-2-035	Installation material for dispersion plates for VS 900 M1	\$	429.00
07014-2-298	Installation material for dispersion plates for VS 1200 M1	\$	429.00

MANUAL TINE LIFTING

With the manual tine lifting, individual tines can be lifted, e.g. to avoid working in rows where the plants are already taller. As a result, the harrow can be optimally adjusted for crops grown on beds. Either the entire harrow can be equipped or any number of tine lifting mechanisms can be selected. To actuate the tine lifting mechanism, the plate is simply pushed towards the tine.



ITEM NO.		MANUAL TINE LIFTING	
07032-2-025	Tine lifting accessories kit for VS 470 M1	\$	2,565.00
07018-2-047	Tine lifting accessories kit for VS 600 M1	\$	3,261.00
07019-2-015	Tine lifting accessories kit for VS 750 M1	\$	3,995.00
07020-2-049	Tine lifting accessories kit for VS 900 M1	\$	4,877.00
07014-2-363	Tine lifting accessories kit for VS 1200 M1	\$	6,413.00
07014-2-351	Individual tine lifting	\$	18.00

HALF-SIDE FOLDING

With the half-side folding, both sides of the Tined Weeder Pro can be folded and unfolded independently of each other from the driver's seat.



ITEM NO.		HALF-SIDE FOLDING	
07018-2-088	Half-side folding accessories kit VS 470 / 600 / 750	\$	533.00
07014-2-624	Half-side folding accessories kit VS 900 / 1200	\$	533.00

V-FOLDING

V-folding allows fast lifting of the side frames on the headlands. The side frames are lifted using an additional, double-acting control unit.



ITEM NO.		V-FOLDING	
--	Factory-installed V-folding	\$	1,383.00
07014-2-672	V-folding for retrofitting	\$	2,221.00

FEELER WHEELS WITH GROOVED PROFILE

Sometimes, different soil types require different tyre profiles. For this reason, it is possible to equip the Tined Weeder Pro with feeler wheels with grooved profile.



ITEM NO.		FEELER WHEELS WITH GROOVED PROFILE	
Configuration upon request	No surcharge	\$	0.00

FEELER WHEEL HARROW FOR REAR FEELER WHEELS

The feeler wheel harrow eliminates the tracks of the rear feeler wheels.



ITEM NO.		FEELER WHEEL HARROW	
07014-2-766	Feeler wheel harrow accessories kit	\$	388.00

# SNOW AND ICE REMOVAL SPREADER WD

## WD 40 M2

The WD 40 M2 is designed for use for snow and ice removal by private users and hobby users. The steel spreader with CDC coating is perfect for spreading salt and thawing agents on icy pavements, parking spacesand other small areas in the private sector.

### TECHNICAL DATA

	WD 40 M2
Working width	3 - 16 ft (1-5m) with salt
Dimensions in inches (H x W x D)	24 x 17.7 x 24 (60x45x60cm)
Hopper	1 U.S.bsh. (40l) plastic hopper (approx. 110 lbs (50kg) salt)
Net weight	51 lbs (23 kg)
Power data	12 V / 30 A

### STANDARD SCOPE OF DELIVERY

- Electric Control Box 2.10 with mounting bracket for installation in the driver's cab
- Frame with CDC coating (common in the automobile industry)
- Stainless steel spreading disc, agitator, motor shaftand metering slider
- Complete implement with electrically driven spreading disc and adjustable throwing vanes
- 1 deflector, top link mounting, counter plate
- 10 ft (3m) cable for the power supply from the battery to the Control Box, 20 ft (6m) cable from the spreader to the Control Box



### ADVANTAGES

- High-quality Control Box (speed (rpm) measurement and control, monitoring)
- Automatic start for firmly tapped spreading material
- Easy adjustment of the working width from the driver's seat
- Versatile mounting options
- Can also be used in the summer to spread cover crops

ITEM NO.	SNOW AND ICE REMOVAL SPREADER		
05001-1-001	WD 40 M2	\$	2,266.00
	⚠ Use the snow and ice removal spreaders to spread dry, fine salt only!		

ITEM NO.	ACCESSORIES		
00300-1-001	Tail-gate mounting bracket	\$	456.00
00300-2-107	Towing hitch mounting kit	\$	500.00
00300-2-022	Height-adjustable quad (ATV) bracket mounting kit	\$	697.00
00410-2-190	ES SS extension cable 16 ft (5m)	\$	114.00

ITEM NO.	MOUNTING OPTIONS SPREADER WITH BRACKETS	KS 40	ES 100 Classic	MD 40	MD 100	WD 40	UDW 100	UDW 250
00300-2-107	Towing hitch mounting kit <sup>1</sup>	x	x	x	x	x	x	---
00300-1-001	Tail-gate mounting bracket	x	x	x	x	x	x	---
00300-2-022	Height-adjustable quad (ATV) bracket mounting kit	x	x	x	x	x	x	---
00300-2-135	Quad (ATV) bracket mounting kit	x	x	x	x	x	x	---
00300-1-089	Implement triangle bracket	x	x	x	x	x	x	---

- x Possible  
--- Not possible

### COMBINATION OPTIONS

Use is possible with tractors, communal tractors, small tractors, powerful ATVs or off-road vehicles.

<sup>1</sup> Observe the trailer drawbar load for your carrier vehicle!

# UNIVERSAL DISPENSER UDW

UDW 100 M1 / UDW 250 M1

Thanks to the metering unit made of stainless steel and precise metering via the seeding shaft, the Universal Dispensers are reliable implements for use in professional snow and ice removal. With the fully electronic regulation of the entire spreading procedure through the Control Box, it is possible to adjust both the working width and the spread rate from the driver's seat while driving.

## TECHNICAL DATA

	UDW 100 M1	UDW 250 M1
Working width	3 - 20 ft (1-6m) with salt or grit <sup>1</sup>	
Max. metered quantity	up to 44 lbs (20kg) of salt/minute	
Dimensions in inches (H x W x D)	43.3 x 21.6 x 21.6 (110x55x55cm)	130 x 100 x 85 (130x100x85cm)
Hopper	2.9 U.S.bsh. (105l) plastic hopper (approx. 265 lbs (120kg) salt)	7 U.S.bsh. (250l) plastic hopper (approx. 617 lbs (280kg) salt)
Net weight	101 lbs (46kg)	177 lbs (80kg)
Power data	12 V / 30 A	

## STANDARD SCOPE OF DELIVERY

- Frame with CDC coating (common in the automobile industry)
- Metering unit completely made of stainless steel
- Complete implement with electrically driven spreading disc with 4 adjustable throwing vanes and electrically controlled seeding shaft
- 1 deflector, top link mounting, counter plate, calibration bag
- 1 Flex seeding shaft with 3.2 in (80mm) diameter
- 10 ft (3m) cable for the power supply from the battery to the 3-pin plug and 5 ft (1.5m) cable from the 3-pin plug to the Control Box
- 20 ft (6m) cable from the spreader to the Control Box



## ADVANTAGES

- Small to large quantities can be precisely metered using the flex seeding shaft with a diameter of 3.2 in (80mm)
- Spread salt, small-grained grit (2/4 grain size) or mixtures thereof
- Force-driven agitator
- Ground speed-related spread rate (with sensors)<sup>1</sup>
- Easy calibration test (with the spreading plate stationary and folded)
- Spreading of corrosive spreading material (fertilizer) is possible

ITEM NO.	SNOW AND ICE REMOVAL SPREADER		
11003-6-007	UDW 100 M1	\$	4,728.00
11004-6-009	UDW 250 M1	\$	5,925.00

**⚠** Use the snow and ice removal spreaders to spread dry, fine salt only!

**⚠** You need a suitable Control Box:

ITEM NO.	CONTROL BOXES		
00300-2-201	Control Box 1.2 (accessories kit)	\$	940.00
00300-2-042	Control Box 5.2 (accessories kit)	\$	1,847.00

ITEM NO.	ACCESSORIES		
00410-2-185	Calibration button <sup>1</sup>	\$	166.00
11000-2-060	Fill level sensor accessories kit for UDW 100 M1	\$	316.00
04000-2-269	Fill level sensor accessories kit for UDW 250 M1	\$	434.00
00300-1-001	Pick-up mounting bracket <sup>2</sup>	\$	456.00
00410-2-148	Extension cable PS MX 6.6 ft (2m)	\$	208.00
00410-2-149	Extension cable PS MX 16 ft (5m)	\$	280.00
11003-2-025	Shovel bracket accessories kit	\$	166.00
11003-2-028	Calibration slide accessories kit	\$	92.00
11004-2-019	Lighting <sup>3</sup>	\$	494.00
11003-2-068	Special seeding shaft for spreading grit	\$	352.00

**⚠** Mounting options for Snow and Ice Removal Spreaders, see page 99

The speed sensors<sup>1</sup> can be found on pages 58–60.

## COMBINATION OPTIONS

Use is possible with tractors, pick-ups, platform trucks and off-road vehicles.

<sup>1</sup> For use with Control Box 5.2

<sup>2</sup> Only for UDW 100 M1

<sup>3</sup> Only for UDW 250 M1

<sup>1</sup> A suitable seeding shaft is available for spreading grit (see accessories).

# KIT FOR SOIL TESTING

## SOIL CHECK SC FULL EDITION

The Soil Check Full Edition impresses with its extensive options for easily and quickly checking your soil to obtain important parameters. With the help of illustrated explanations, this set can be particularly used to measure and determine the **pH value (soil water and neutral salt), nitrate content, carbonate content (CaCO<sub>3</sub>), aggregate and humus stability, soil infiltration, soil temperature, general compaction, soil zones, soil texture and soil texture differences**. You can identify the condition and needs of your soil and adjust your cultivation methods as needed.

### SCOPE OF DELIVERY









- Transport bag
- Auger and pulling device
- Hammer
- Spade
- Work gloves
- Plastic cup
- Measuring cup
- Bucket
- Scale
- Filter paper
- Writing pad and writing material

- Pocket scale
- Distilled water
- Test tubes
- 10% hydrochloric acid
- Petri dish
- Nitrite/nitrate measuring strips
- pH measuring strips
- Hellige pH meter
- PVC pipe (soil infiltration)
- Soil thermometer
- Soil probe



### ADVANTAGES

- Everything from ONE provider, which saves you the effort of putting in separate orders
- Quick and easy evaluation of important parameters on site
- Easy to understand and illustrated explanations (also available as video instructions) for professional use
- All parts are protected and can be carried together in a bag.

ITEM NO.		SOIL CHECK FULL	
00300-2-278	Soil Check Full M1	\$	2,275.00
			
Aggregate and humus stability		Finger test	
			
Determination of the nitrate content (NO <sub>3</sub> )		pH value measurement using neutral salt	
			
pH value measurement using soil water		Determination of the carbonate content (CaCO <sub>3</sub> )	
			
Determination of soil temperature and general compaction		Soil infiltration (soil water absorbing capacity)	

# LIQUID FERTILIZER LF

## LF 600 M1

The LF 600 M1 was developed to make use of the advantages of our Pneumatic Seeders for liquids as well. This is to ensure that localisation with a spot jet is maximized, which is not only used for liquid and inoculant fertilizer but also with microorganisms or other liquid soil additives.

Key elements are: The control of the metering, simultaneous use during the main work pass as well as the possibility to determine where and how the product is distributed with maximum precision. This increases the effectiveness of the spread liquids. Efficiency is increased by spreading liquid substances with simultaneous soil tillage/seeding, allowing you to save an additional field pass and therefore time, resourcesand money.

⚠ The Liquid Fertilizer LF 600 M1 is NOT approved for applying crop protection products!

### TECHNICAL DATA

	LF 600 M1
Liquid tank	159 U.S.gallon (600l)
Pure water tank	4 U.S.gallon (15l)
Dimensions in inches (H x W x D)	55 x 59 x 31 (140x150x80cm)
Net weight	331 lbs (150kg)
Power data	12 V / 25 A
Pump flow	0.3 - 5 U.S.gallon (1–20 l / min)
Maximum pump pressure	4 bar
Three-point linkage	CAT I and CAT II

### STANDARD SCOPE OF DELIVERY

- Complete implement with hose system up to the hose coupler
- 20 ft (6m) cable from the pump to the Control Box
- Flow sensor for regulating the pump
- Filling sleeve on the folding lid
- Suction filter upstream of the pump
- Fresh water tank for washing hands or cleaning the implement
- Agitator function thanks to the pump
- LED lighting with indicators
- Visual fill level indicator via float ball
- Emptying function
  - With pump via Control Box or
  - With outlet valve at the bottom of the hopper
- 2x 3-way valve
- Fast coupler for the ¾-inch hose connection



### ADVANTAGES

- Precise distribution of liquids via the distribution head to the individual nozzles
- Precise or full-surface application of many different liquids (liquid fertilizers, microorganisms, compost tea, etc.)
- Thanks to a large selection of outlets, nozzles, etc. there are many ways to adapt the Liquid Fertilizer to your needs.
- Ground speed-related liquid application and headland management with sensors<sup>1</sup> (optional)
- Can be quickly installed thanks to 3-point hitch (CAT I and CAT II) and mounted on many soil tillage implements
- Application and soil tillage in one field pass
- Liquid fertilizer is more readily available to the plants, thereby offering a major advantage under dry conditions

ITEM NO.	LIQUID FERTILIZER		
13001-1-000	LF 600 M1 incl. Control Box 5.2	\$	9,764.00
13001-1-001	LF 600 M1 without Control Box 5.2 <sup>2</sup>	\$	8,921.00
13001-1-002	LF 600 M1 incl. ISOBUS M2	\$	11,044.00

ITEM NO.	ACCESSORIES		
00410-2-148	Extension cable PS MX 6.6 ft (2m)	\$	208.00
00410-2-149	Extension cable PS MX 16 ft (5m)	\$	280.00
00410-2-022	Tractor cable set 26 ft (8m)	\$	446.00
13000-2-011	Distribution head <sup>3</sup> with 12 outlets (1 mm spot jet nozzle)	\$	1,077.00
13000-2-012	Distribution head <sup>3</sup> with 24 outlets (1 mm spot jet nozzle)	\$	1,570.00
13000-2-019	Distribution head <sup>3</sup> with 36 outlets (1 mm spot jet nozzle)	\$	1,706.00
13000-2-013	Distribution head <sup>3</sup> with 48 outlets (1 mm spot jet nozzle)	\$	2,212.00
13000-3-001	Spot jet nozzle LF 0.08 in (2mm)	\$	11.00
13000-3-002	Spot jet nozzle LF 0.12 in (3mm)	\$	11.00
00601-3-965	Blind plug 0.32 in (8mm)	\$	3.00
13000-2-020	Adapter for Teejet nozzle holder	\$	21.00
13000-2-041	LF nozzle holder accessories kit	\$	47.00
13001-2-006	ISOBUS M2 retrofit kit for LF	\$	2,325.00

Additional outlets and nozzles available on request!

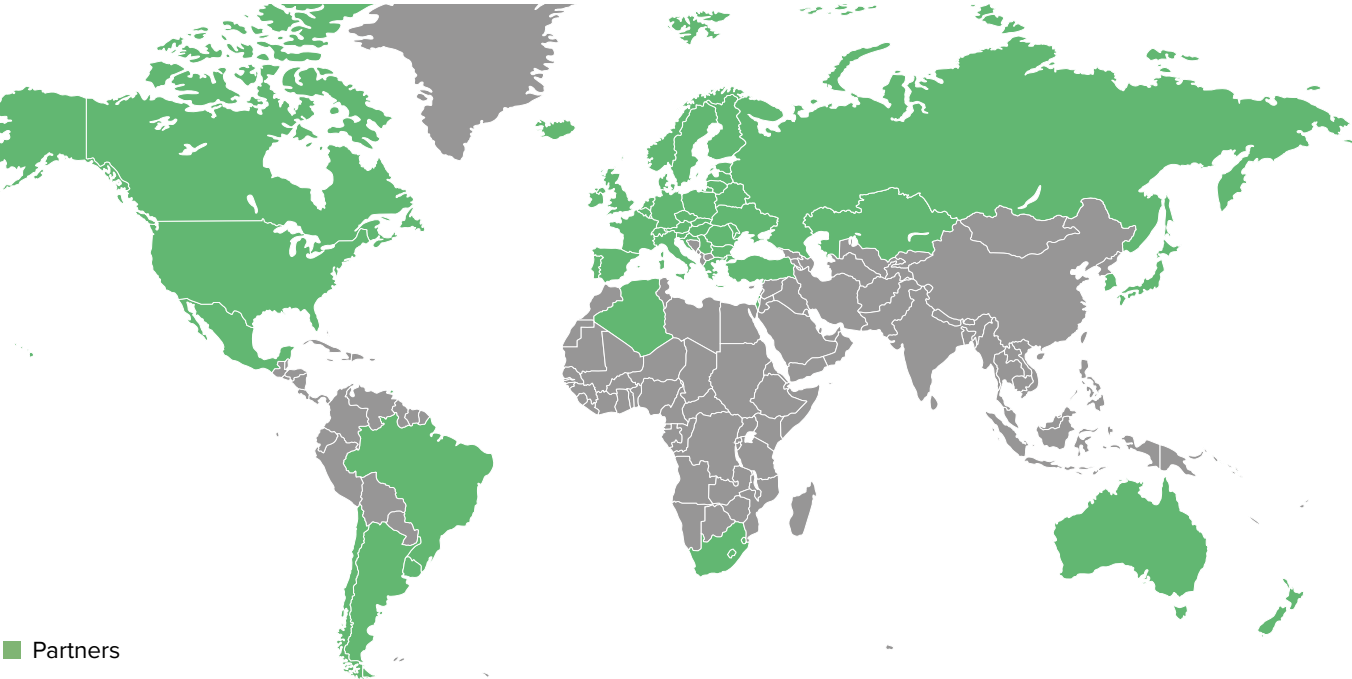
The speed sensors<sup>1</sup> can be found on pages 58–60.

<sup>1</sup> For use with Control Box 5.2

<sup>2</sup> You need software version 1.27 or newer on Control Box 5.2.

<sup>3</sup> Incl. hose coupler, hose system, pressure gaugeand nozzles

# APV WORLDWIDE



## CUSTOMER SERVICE

For technical support please call:

Austria:	Phone: +43 2913 8001 5500	E-Mail: <a href="mailto:service@apv.at">service@apv.at</a>
Germany:	Phone: +49 4407 71865-10	E-Mail: <a href="mailto:office@apv-deutschland.de">office@apv-deutschland.de</a>
Poland:	Phone: +48 59 8414193	E-Mail: <a href="mailto:michal.wisniewski@apv-polska.pl">michal.wisniewski@apv-polska.pl</a>
Romania:	Phone: +40 736 662113	E-Mail: <a href="mailto:office@apv-romania.ro">office@apv-romania.ro</a>
Russia:	Phone: +7 915 3015772	E-Mail: <a href="mailto:office@apv-russia.ru">office@apv-russia.ru</a>
Turkey:	Phone: +90 532 2306239	E-Mail: <a href="mailto:murat.turkgeldi@apv-turkiye.com">murat.turkgeldi@apv-turkiye.com</a>
USA:	Phone: +1 (800) 644 9481	E-Mail: <a href="mailto:info@apv-america.com">info@apv-america.com</a>
Brazil:	Phone: +55 55996251007	E-Mail: <a href="mailto:evandro.henrique.fulber@apv-world.com">evandro.henrique.fulber@apv-world.com</a>

## ORDER PROCESSING CENTRE

Phone: +43 2913 8001  
E-mail: [order@apv.at](mailto:order@apv.at)

## PARTNERS

Contact persons for other countries can be found on our website [en.apv.at/contact/distribution-partners](https://en.apv.at/contact/distribution-partners).





APV Technische Produkte GmbH  
ZENTRALE  
Dallein 15  
3753 Hötzelstdorf  
Austria

Phone: +43 2913 8001  
office@apv.at  
www.apv.at



APV America Inc.  
PO Box 910772  
Sherman, Tx 75091


Phone: 800-644-9481  
info@apv-america.com  
www.apv-america.com



Visit us on Facebook, YouTube, LinkedIn and Instagram!

All technical data provided without guarantee, errors and omissions excepted!

All pictures are symbolic pictures.  
© APV, © Christian Postl



## TOP VALUES FOR THE TINED WEEDER PRO!

[EN.APV.AT/HARROW-TEST](http://EN.APV.AT/HARROW-TEST)

Interlocking of the tines, (V-folding, retracting the	++
	++
	++
(e.g. bending) & ability (tracking)	++
to row widths (frame continuous, ...)	++
and pressure in use	+
agement: adjustable? Wheels front/rear or offset?	+
eration	
and adaptation	++
ting pressure during work (sensitivity)	++
ay of the set pressure (scale)	++
seed suitability (susceptibility to	+



AMBITION. PASSION. VISION.

